

Statement of Accounts 2022/23



Contents

Introduction	4
Narrative Report	5
Director of Finance & Section 151 Officer's Certificate and Statement of Responsibilities for the Statement of Accounts	20
Auditor's Report to the City and County of Swansea	21
Expenditure and Funding Analysis	25
Comprehensive Income and Expenditure Statement	27
Group Income and Expenditure Statement	28
Movement in Reserves Statement	30
Group Movement in Reserves Statement	33
Balance Sheet	35
Group Balance Sheet	37
Cash Flow Statement	39
Group Cash Flow Statement	40
Notes to the Accounts:	
1. Accounting policies	41
2. Accounting standards that have been issued but have not yet been adopted	63
3. Critical judgements in applying accounting policies	64
4. Assumptions made about the future and other sources of estimation uncertainty	65
5. Material items of income and expense	69
6. Note to the Expenditure and Funding Analysis	69
7. Expenditure and Income Analysed by Nature	73
8. Adjustments Between Accounting Basis and Funding Basis Under Regulations	73
9. Events After the Balance Sheet Date	77
10. Movements in Earmarked Reserves	78
11. Other Operating Expenditure	79
12. Financing and Investment Income and Expenditure	79
13. Taxation and Non Specific Grant Income	79
14. Property, Plant and Equipment	80
15. Heritage Assets	89
16. Investment Properties	90
17. Financial Instruments	93
18. Short Term Debtors	98
19. Cash and Cash Equivalents	98
20. Short Term Creditors	98
21. Provisions	99
22. Unusable Reserves	100
23. Cash Flow Statement - Operating Activities	106
24. Reconciliation of Liabilities arising from Financing Activities	107
25. Trading Operations	108
26. Members' Allowances	108

Contents

27. Officers' Remuneration	109
28. Grant Income	117
29. Related Parties	119
30. Group Accounts	125
31. Agency Services	126
32. Capital Expenditure and Capital Financing	133
33. Termination Benefits	134
34. Pension Schemes Accounted For As Defined Contribution Schemes	134
35. Defined Benefit Pension Schemes	135
36. Contingent Liabilities	143
37. Council Tax	145
38. Non-Domestic Rates (NDR)	146
39. Nature and extent of risks arising from Financial Instruments	147
40. Leasing	152
Housing Revenue Account Income and Expenditure Statement	153
Movement on the Housing Revenue Account Statement	154
Notes to the Housing Revenue Account:	
1. Housing Stock	155
2. Capital expenditure	155
3. Depreciation charges and impairment	156
Annual Governance Statement 2022/23	157
Glossary of Terms	198

Introduction



Swansea Council is located on the South Wales Coast and is one of twenty two current unitary local authorities providing local government services in Wales.

The area of the Council includes the Gower peninsula, designated as Britain's first area of outstanding natural beauty.

Approximately 237,800 people live within the boundaries of the Council of which:

- 40,600 are aged under 16
- 46,500 are of pensionable age (aged 66 and over)
- 13,600 are aged 80 years and over



The County has a mixed agricultural and industrial economy. The City sits at the mouth of the River Tawe, from which its Welsh name, Abertawe, derives.

This Statement of Accounts is one of a number of publications, which include the revenue and capital budgets, produced to comply with the law and designed to provide information about the Council's financial affairs.

Copies of these accounts can be obtained from:

Director of Finance & Section 151 Officer
Swansea Council
Guildhall
Swansea
SA1 4PE

Narrative Report

Services

The Council provides a range of services, supporting local communities and improving the lives of local people, some of which are shown below.

Corporate Services	Finance
Corporate Management Team Support	Financial Strategy
Corporate Communications and Marketing	Accountancy Services
Design Print Unit	Internal Audit
Corporate Customer Services Unit	Housing Benefits
Overview & Scrutiny function	Council Tax
Democracy, Member and Mayoral Services	Business Rates
Web Development	Procurement & Commercial activities
Performance & Delivery function	
Legal Services	
Coroners Service	
Human Resources & Organisational Development	
Emergency Management Services Unit	
Digital Services & Transformation	
Social Services	Education
Child protection and family support	Primary, secondary and special schools
Support to enable vulnerable people to live independently	Education Improvement
Long-term and short-term residential care	School meals
Poverty and Prevention	School transport
Community Safety	Special Education Needs
Early intervention	Education Planning and Resources
Partnership, performance & commissioning	
Tackling poverty	
Lifelong learning and young peoples' services	
Place	Housing Revenue Account (HRA)
Waste management	Landlord Services
Refuse collection & recycling	Strategic Housing
Street cleaning	
Highways	
Street lighting	
Land drainage & coast protection	
Road safety	
Car parks	
Sewerage services	
Property and building services	
Culture, sport, leisure and tourism	
Planning and city regeneration	
Public protection and housing services	
Bereavement services	

Narrative Report

Democracy

The Council had 75 elected councillors for 2022/23 (72 in 2021/22) from a range of political groups who are the Council's decision makers, agreeing policies and spending priorities. Each councillor is elected to represent a specific area (electoral ward). They will act on behalf of that community making decisions about local services, budgets and the overall level of council services.

The Council Constitution is the framework that sets out how the Council operates and how decisions are made together with the procedures which are followed to ensure that decisions and functions are efficient, transparent and accountable to the people of Swansea. The Council annually selects a Lord Mayor to perform a civic role and promote the city. The Council appoints a Leader of the Council who appoints Cabinet Members, each with responsibility for a specific portfolio of services.

The role of Cabinet is to:

- provide leadership,
- be responsible for most major decisions,
- propose the budget framework and subsequent budget.

Scrutiny will act as a 'critical friend' to Cabinet and other decision makers to promote better services, policies and decisions. The role of Scrutiny is to hold the Cabinet members to account, to be the voice of the public and to help drive improvement of the Council's public services.

Regulatory and other committees support the delivery of Council services. The Governance and Audit Committee reviews and scrutinises the Council's financial affairs and makes reports and recommendations in relation to the Council's financial affairs. The Governance and Audit Committee is responsible for reviewing the Statement of Accounts. Council is responsible for approving the Statement of Accounts.

The Corporate Management Team (CMT) is led by the Chief Executive and includes Directors and the Chief Legal Officer (and Monitoring Officer).

The Corporate Management Team are responsible for:

- providing impartial advice on policy to all Members,
- implementing decisions of Cabinet and Council,
- delivery of services and performance.

Corporate Plan

Swansea Council published its Corporate Plan in 2017 as required by the Well-Being of Future Generations (Wales) Act 2015, which included a summary of its Well-being Statement and key priorities, known as 'Well-being Objectives'.

A new Corporate Plan and updated Well-being Objectives was published for 2023/28.

Narrative Report

The Council has prioritised six Well-being Objectives.

These are:

- **Safeguarding** people from harm - so that our citizens are free from harm and exploitation.
- Improving **Education & Skills** - so that everyone in Swansea gains the skills and qualifications they need to succeed in life.
- Transforming our **Economy & Infrastructure** - so that Swansea has a thriving mixed use City Centre and a local economy that will support the prosperity of our citizens.
- **Tackling Poverty & Enabling Communities** - so that every person in Swansea can achieve their potential.
- Delivering on **Nature Recovery and Climate Change** - so that we maintain and enhance nature and biodiversity in Swansea, reduce our carbon footprint and tackle climate change.
- **Transformation & Financial Resilience** - so that we and the service that we provide are sustainable and fit for the future.

The 'Tackling Poverty and Enabling Communities' objective was amended to add 'enabling communities' so as to recognise a strengths-based approach where the strengths of individuals, communities and networks can be capitalised upon to help tackle poverty. The 'Transformation and Financial Resilience' objective was renamed to reflect how the Council will need to change to become sustainable and better able to weather global events, leading to increased demand and rising prices at a time when resources are being reduced.

Corporate Risks

The annual review of Corporate Risks by Corporate Management Team (CMT) took place on 17th August 2022 and then at CMT Cabinet on 14th December 2022 and 5th January 2023, aligned to the development of the new Corporate Plan 2023/28. A discussion on the outcome from the review of the Corporate Risks also took place at Leadership Team on 18th January 2023. The Council's Corporate Risks are aligned to the Council's Well-being Objectives. They are those risks that, should they come into effect, would have an impact on the whole of the Council and would have a detrimental impact on the ability of the Council to achieve its priorities and objectives. An Annual Risk Assurance workshop took place with the Council's regulators on 11th January 2023 where they shared their respective assurances and risks that they perceive around the Council. An exercise mapping the Council's Corporate Risks to those identified by the Audit Wales was undertaken in the early part of 2023/24, which showed there was coherence between them.

As at the time of writing, the Council's Corporate Risks are:

- Pupil attainment and achievement.
- Safeguarding.
- Financial Control - MTFP Delivery.
- Cyber, data and digital security.
- Emergency Planning, Resilience and Business Continuity.
- Health & Safety.
- Local economy and infrastructure.

Narrative Report

- Impact of Poverty.
- Cost of Living crisis.
- Workforce recruitment and retention.
- Mandatory training.
- Social Cohesion.
- Net Zero 2030 target.
- Successful and Sustainable Swansea Corporate Transformation Plan.

CMT continue to receive monthly reports on compliance to the Councils Risk Management Framework. The Governance and Audit Committee has continued to receive a quarterly report and overview on the overall status of risk in the Council during 2022/23. This report coincides each quarter with Directors attending the committee on a rotational basis to present on their internal control environment, including risk management. Corporate Risks will be reviewed at CMT Cabinet 2023/24 with particular attention given to the effectiveness of control measures to reduce residual risk.

Internal Audit continue to review the Council's Risk Management arrangements each year in order to provide assurance to the Governance and Audit Committee. The Education directorate risk management arrangements, with a particular focus on control measures, were reviewed during 2022/23. A 'substantial' assurance rating was awarded by the review.

Corporate Performance

This Council reports performance results each quarter and annually delivering the Council's Well-being Objectives that are described in the Corporate Plan. The outturn for 2022/23 was reported in July 2023. A fuller self-assessment of performance is now required under Part 6 of the Local Government & Elections Act 2021. A self-assessment of performance during 2021/22 was published in January 2023 after a wider consultation, scrutiny process and governance and audit review. This assessment concluded that the Council is effectively delivering its functions, that there is strong application and effective use of resources with some mixed evidence of effective application around workforce planning and performance management. The review also concluded that whilst there is a mixed application and effectiveness of governance around vision, strategy and performance, there is strong application and effectiveness of governance in all other areas reviewed. The review concluded with areas identified for continued improvement.

Narrative Report

Financial Performance

We incur two main types of expenditure – revenue expenditure and capital expenditure.

Revenue expenditure covers spending on the day to day costs of our services such as staff salaries and wages, maintenance of buildings and general supplies and equipment. This expenditure is paid for by the income we receive from Council taxpayers, business ratepayers, the fees and charges made for certain services, and by the grants we receive from Government.

Capital expenditure covers spending on assets such as roads, redevelopment and the major renovation of buildings. These assets will provide benefits to the community for several years and the expenditure is largely financed by borrowing, capital grants and the sale of fixed assets. Amounts borrowed for capital purposes are repaid in part each year as part of our revenue expenditure.

Sources of borrowing utilised include the Public Works Loan Board (PWLB) and capital markets. The PWLB is a Government agency which provides longer-term loans to local authorities.

Authority services

The net directorate expenditure for 2022/23 was £473.959m against a revised budget of £492.394m. The revenue outturn position of the Authority for 2022/23 resulted in a decrease in expenditure on services of £18.435m compared to adjusted budget, boosted especially by recovery of one off settlements of covid related spending, compensation for income losses and additional grant support from the Welsh Government. That adjusted budget did, however, also include very substantial planned one off uses of reserves, which have now predominantly been able to be deferred for a year, which does therefore quite materially overstate the apparent performance achieved in the very short term. In addition, the revenue outturn position reflects a further £1.739m of one off expenditure on an invest to save basis, that was partly met from the Authority's contingency and restructuring funds primarily to fund early retirement and voluntary redundancy costs as the Authority seeks to reduce its underlying operating costs and adjust to potential future grant levels. Consequently the draw from reserves in 2022/23 in isolation was materially lower than expected (by nearly £26m), but nonetheless the Authority did still need to draw from its reserves (nearly £2m) and separately from schools (over £8m).

Narrative Report

The underlying spend on Services reflects forecast and known pressures, across all directorates, but especially within Social Services, Place, Education and Schools budgets, which have been partly reflected in 2023/24 budget proposals.

The 2022/23 budget proposals continued to be overtaken by events given the Covid-19 pandemic and short term spending increased substantially, savings plans put on hold, and service income was materially lower than forecast across all Council functions. For 2022/23 this has again been recompensed by significant Welsh Government support. Continuation of support into 2023/24 is now very limited and the 2023/24 budgets face significant pay and price inflationary pressures well above budgeted "normal" sums given elevated and prolonged inflation. The Council has prudently rolled forward service underspending to pump prime recovery activity for 2023/24. The longer term financial outlook remains incredibly uncertain for the Council especially given those lingering inflationary pressures.

Other budget variations

Other budget savings during the year arose from reductions in capital repayments and interest charges (£8.577m). The MRP (Minimum Revenue Provision) Policy was reviewed in 2018/19 and Council approved a change in MRP Policy which helped lower capital repayment charges in the short to medium-term. In line with the Council's agreed reserve policy, the whole capital financing underspend has been transferred to a capital equalisation reserve.

For all supported borrowing, including capital expenditure incurred before 1st April 2008, the charge to revenue will be over 40 years by the straight line method, which is commensurate with the average of existing asset useful economic lives. In essence this replaces the 4% reducing balance method with a 2.5% straight line method. This can be considered a more prudent approach than the current provision because it introduces a more certain period for eliminating the debt liability in full.

Housing Revenue Account

The Housing Revenue Account of the Authority is a ring fenced account dealing exclusively with income and expenditure arising from the Authority's housing stock. For 2022/23 there was a net increase in HRA reserves at year end of £5.169m (2021/22 net decrease £1.005m). Total income for the year was £73.406m, which funded revenue expenditure of £35.972m. In addition, this was also offset against other adjustments and contributed towards the Capital Programme £32.265m. In total, £39.948m (2021/22 £44.777m) Capital was spent on HRA properties and a breakdown of both Revenue and Capital income and expenditure can be found on pages 153 to 156.

Details of the annual Revenue, HRA and Capital outturn reports can be found on the agenda of the Council's Cabinet for the meeting on 20th July 2023 and 21st September 2023.

Narrative Report

Covid-19

The following table sets out the additional costs identified as incurred during the year as a result of the Covid-19 pandemic together with the funding received from Welsh Government. Not all of the additional costs incurred by the Authority were eligible for funding from the Welsh Government. Some of these costs related to "local decisions" made by the Authority and others as a result of Welsh Government determining and applying its eligibility criteria.

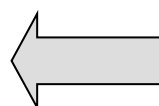
	Costs/Loss of Income 2022/23 £'000s	Grant Income 2022/23 £'000s
Services	6,133	6,051
Corporate	7,256	7,256
Agency on behalf of Welsh Government	4,469	4,469
	17,858	17,776
	2021/22 £'000s	2021/22 £'000s
Services	33,960	32,500
Corporate	35,771	34,474
Agency on behalf of Welsh Government	19,771	19,771
	89,502	86,745

The costs and income for Services and Corporate are included in the Authority's figures and are therefore within the figures disclosed in the Comprehensive Income and Expenditure Statement. Where the Authority is acting as Agent on behalf of Welsh Government the figures are excluded from the Authority's figures. Please see disclosure note 31 for more information.

Narrative Report


Revenue spending in 2022/23

	£'m	%
Revenue support grant	297.4	32
Non domestic rates	89.2	9
Council tax	143.4	15
Other income (rents, fees and charges, specific grants)	418.9	44
	948.9	100



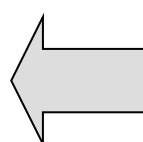
Where our money comes from

What we spend it on



	£'m	%
Employees	471.6	50
Capital charges	43.1	4
Running costs	406.6	43
Precepts/Levies	44.8	5
Reserve transfers	-17.2	-2
	948.9	100

	£'m	%
Corporate Services	35.0	4
Finance	92.5	10
Social Services	238.9	25
Education	317.0	33
Place	244.7	26
Housing Revenue Account (HRA)	72.6	8
Reserve transfers	-17.2	-2
Other	-34.6	-4
	948.9	100



And the services it provides

The reserve transfers of -£17.2m are the revenue reserve transfers in 2022/23 which include the General Fund, Housing Revenue Account and Earmarked Reserves.

Financial Statements

The main elements of this Statement of Accounts comprise:-

- * The Expenditure and Funding Analysis, which shows how annual expenditure is used and funded from resources by the Authority in comparison with those resources consumed or earned by the Authority in accordance with generally accepted accounting practices. It also shows how this expenditure is allocated for decision making purposes between the Council's directorates.
- * The Comprehensive Income and Expenditure Statement, which shows the income from, and spending on, Authority services for the year. It also shows how much money we get from the Welsh Government, business ratepayers and Council taxpayers together with the net deficit/surplus for the year.
- * The Movement in Reserves Statement, which shows the movement in the year on the different reserves held by the Authority, analysed into 'usable reserves' (i.e. those that can be applied to fund expenditure or reduce local taxation) and other reserves.
- * The Balance Sheet, showing a snapshot of the Authority's financial position at the 31st March 2023.
- * The Cash Flow Statement, which shows transactions for the year on a cash basis rather than on an accruals basis.
- * The notes to the accounts, incorporating the main accounting policies, which show the basis on which we have prepared the accounts and the accounting principles the Authority has adopted. The notes also offer further analysis of items appearing in the main financial statements.
- * The Housing Revenue Account (HRA) Income and Expenditure Statement, which shows income from, and spending on, Council housing for the year. This account is stated separately as required by statute although the overall results are incorporated into the Authority's Comprehensive Income and Expenditure Statement.
- * The Group Accounts, which show the consolidated accounts of the Authority and its group companies.
- * The Certificate and Statement of Responsibilities of the Chief Finance Officer who is the responsible officer for the production of the statement.
- * The Annual Governance Statement, which gives an indication of the arrangements for and effectiveness of internal control procedures within the Authority.
- * The auditor's opinion and certificate relating to the Statement of Accounts.

Narrative Report

Capital spending in 2022/23

	£'000
External borrowing	20,398
Government grants	63,707
Other grants/contributions	3,995
Capital receipts	7,175
Revenue and reserves	28,400
Spend to be financed in 2023/24	-1,490
	122,185

Where our money comes from

What services we spend it on

	£'000
Corporate Services	1,641
Finance	0
Place Services	109,596
Education	10,168
Social Services	780
	122,185

Some of the assets it provided

	£'000		£'000
Education		Housing (General Fund)	
Tan-y-Lan primary	541	Housing Disabled Facilities Grants	3,995
Bishopston Comprehensive refurbishment	3,661	Highways and Transportation	
YG Gwyr secondary school extension	1,219	Carriageways & Footways	2,588
Place Services: Housing (HRA)		Local Transport Fund	1,828
HRA More Homes programme	8,786	Active Travel schemes	6,272
Kitchens & Bathrooms CBS - Voids	1,656	Vehicle replacements	354
HRA Wind & Weatherproofing (includes High-rise flats)	6,837	Other Services	
Internal Adaptation	2,128	Cefn Hengoed Community Hub	3,280
Economic Development		Community Play schemes	1,456
Kingsway Offices & Infrastructure	11,362	Corporate Services	
Palace Theatre	3,600	Agile and mobile IT equipment	615
Hafod Copperworks Redevelopment	3,095		
Prev. Debenhams acquisition	2,690		

Provisions and Reserves

The Authority maintains a number of provisions and reserves. Provisions are disclosed in Note 21 on pages 99 and 100. The information regarding reserves are disclosed in the Movement in Reserves Statement on pages 30 to 34 and Note 10 on page 78.

Provisions are amounts included in the accounts as liabilities where there has been a past event which is likely to result in a financial liability but where there is uncertainty over timing and the precise value of the liability that has been incurred. It is therefore the Authority's best estimate of the financial liability as at 31st March 2023.

The Council holds Earmarked Reserves for specific purposes, together with a level of General Reserves which are available to support overall Council expenditure. However, due to the nature, size and complexity of the Council's operations, and in particular the potential for short term volatility in terms of elements of income and expenditure, it is prudent to maintain a level of General Reserves sufficient to meet anticipated and known financial risks.

At the end of the year, the Authority's revenue reserve balances amounted to £174.729m (2021/22 £191.934m).

International Accounting Standard 19 Employee Benefits (IAS 19)

The Accounts comply with the requirements of the above standard in that they reflect in the revenue accounts the current year cost of pension provision to employees as advised by the Authority's actuary. The Statements also contain, within the Balance Sheet, the actuary's assessment of the Authority's share of the Pension Fund liability as at 31st March 2023 and the reserve needed to fund that liability.

The pension fund liability that is disclosed within the Balance Sheet is the total projected deficit that exists over the expected life of the fund. This deficit will change on an annual basis dependent on the performance of investments and the actuarial assumptions that are made in terms of current pensioners, deferred pensioners and current employees.

The fund is subject to a 3 yearly actuarial valuation which assesses the then state of the pension fund and advises the various admitted bodies on the appropriate rate of employers contributions that needs to be made in order to restore the fund to a balanced position over a period of time. The contribution rate used in 2022/23 relates to the valuation undertaken on 31st March 2022.

The Local Government Pension Scheme is a statutory scheme and, as such, benefits accruing under the scheme can only be changed by legislation. The Department for Communities and Local Government legislated for a new scheme which commenced in April 2014 which was designed to have a material and beneficial effect on the projected cost of the scheme over future years.

Narrative Report

The Pension Fund Deficit at 31st March 2023 is £76.193m (31st March 2022 £714.623m).

Group Accounts

Group Accounts are prepared where Local Authorities have material interests in subsidiaries, associated companies and joint ventures. Group Accounts have been prepared to include the National Waterfront Museum and the Wales National Pool. The Group Accounts comprise the Movement in Reserves Statement, the Comprehensive Income and Expenditure Statement, the Balance Sheet, the Cash Flow Statement and associated disclosure notes.

Changes in the form and content of the Statement

The Statement has been prepared in accordance with the Code of Practice on Local Authority Accounting in the United Kingdom 2022/23. The code is published by the Chartered Institute of Public Finance and Accountancy (CIPFA).

The Statement also complies with the requirements of the Accounts and Audit (Wales) (Amendment) Regulations 2018.

The 2022/23 Opening Balance figures have been restated to correct historical cost depreciation adjustments between the Revaluation Reserve and the Capital Adjustment Account. The net value of these adjustments is £2.485m.

Please see page 102 for information on the prior period errors.

Financial outlook for the Authority.

On the 2nd March 2023 the Authority approved a medium term financial plan which highlighted potential revenue shortfalls (savings required even after assuming 5% council tax increases) rising from £20.3m in 2023/24 to £39.9m in 2026/27 reflecting expected modest future cash increases to cash settlements and a planning assumption of 3-7% rises needed in council tax in all future years of the medium term plan. Net nominal cash investment was forecast in all scenarios but after growth and especially inflation is taken into account unless grant rises faster than assumed, real term cuts are still likely to persist. If grant rises were maintained at recent trajectories there would be likely additional nominal terms funding to invest in services but a real term benefit will only be felt if prolonged and heightened inflation levels and interest rates rapidly diminishes.

That report also contained a range of potential future savings options including continued focus on a range of reviews linked to the Recovery Plan "Achieving Better Together" as the pace and scale of transformative change needed to fit to forecast reducing real terms resources levels continues.

Notwithstanding the information contained within the medium term financial plan, it is clear that the financial outlook for the Authority is hugely dependent upon the scale of Central Government funding and support for both Revenue and Capital expenditure. The Authority is likely to still be under pressure in real terms in the medium term, despite UK Government comments indicating an end to austerity. The Comprehensive Spending Review 2021 is looking rather dated already given the especially pronounced current and medium term inflationary outlook. Equally the Authority continues to have ambitious plans to invest substantially in its capital infrastructure, a significant part of which will need to be financed from its own revenue resources, as well as from wider stakeholders including, but not limited to, the Swansea Bay City Region Deal.

Whilst overall levels of total funding available for 2023/24 and the following year have been announced, current indications are that continued medium term reduction in real terms funding is very likely when heightened price, pay and demand pressures are factored in. If the additional cash funding increases for 2023/24 are replicated, then there will be nominal investment and nominal service enhancement choices to be made. The value of that in real terms will likely be rather more moot in all scenarios given prolonged high inflation and rapid rises in interest rates. The Authority continues undertaking work to plan for all scenarios.

Narrative Report

The Authority continues to face a challenging agenda following the introduction of an equal pay compliant pay and grading structure, development of regional partnership arrangements in line with Welsh Government policy, and compliance with any legislative and other changes, especially around the Local Government and Elections (Wales) Act 2021, the Wellbeing of Future Generations, the Environment Act, the Socio Economic Duty and Education Additional Learning Needs.

Local Government regionalisation, driven by the Welsh Government and Local Government collectively, will continue to evolve and change. Whilst a range of future options remain, there is continued expectation of increasing mandatory regional working on a range of services, though with local discretion, through the established Corporate Joint Committees.

At this stage, it is still too early to form a view as to the overall impact of these proposals, nor what any final outcome may eventually be, but is clearly of some significance for the Authority as a whole.

Intrinsically linked to part of this regionalisation agenda is the shared vision between four councils (including Swansea), the Welsh Government, the UK Government and other public sector partners (NHS, University sectors) as well as the private sector in delivering the £1.3bn Swansea Bay City Region deal. Overall funding obligations for the Council and delivery expectations continue to evolve as the individual City Deal projects develop.

Furthermore there may be impact as a result of ongoing options around the proposed Swansea Bay Tidal Lagoon project. Whilst the UK Government has formally decided not to proceed, this Council and a range of stakeholders remain committed to explore all alternative delivery models and vehicles. Whilst it does not manifestly directly involve the Local Authority in the same way as the city region deal, nonetheless it offers a scale and significance to the local area and economy whose potential impact ought to be initially recognised.

The UK left the European Union on 31st January 2020 and entered into an eleven month long transition period, which ended on 31st December 2020 with a trade deal between the UK and EU. The trade deal provides for free trade in goods and limited mutual market access in services, as well as for cooperation mechanisms in a range of policy areas, transitional provisions about EU access to UK fisheries, and UK participation in some EU programmes.

The full longer term impact of the UK exit from the EU is still to be fully seen.

Narrative Report

There was some residual impact of Covid, predominantly around wider economic ripples across society and changed service and user habits which have not fully returned to prior 'norms' and tangentially associated cost of living grants schemes operated by the Council on behalf of UK and Welsh government as well as a need to respond locally to our own service pressures and costs, both directly and indirectly with strategic suppliers. The position remains fluid and ongoing. There was a significant impact on the 22/23 accounts and there will be ongoing financial impacts in 23/24 arising especially from prolonged inflation and steep interest rate rises.

Costs incurred at this stage, future real terms costs, plus income foregone now, and for the immediate future, and the impact across all operations, and partners, including UK and Welsh Governments cannot be fully assessed with full accuracy at year end but are bound to be significant for Swansea Council alone. It will have a profound and material impact on the coverage of the accounts, their completeness, timeliness and accuracy in the current and following years.

Further information

You can get more information about the accounts from the Director of Finance & Section 151 Officer, Swansea Council, Guildhall, Swansea, SA1 4PE.

Director of Finance & Section 151 Officer's Certificate & Statement of Responsibilities for the Statement of Accounts

I hereby certify that the statement of accounts on pages 25 to 156 presents a true and fair view of the financial position of the Authority at the accounting date and its income and expenditure for the year ended 31st March 2023.

Ben Smith
Director of Finance & Section 151 Officer



21 March 2024

The Authority's Responsibilities

The Authority is required to:

- Make arrangements for the proper administration of its financial affairs and to secure that one of its officers has the responsibility for the administration of those affairs. In this Authority, that officer is the Director of Finance & Section 151 Officer;
- Manage its affairs to secure economic, efficient and effective use of resources and safeguard its assets; and
- Approve the statement of accounts.

The Director of Finance & Section 151 Officer's Responsibilities

The Director of Finance & Section 151 Officer is responsible for the preparation of the Authority's Statement of Accounts in accordance with proper practices as set out in the CIPFA/LASAAC Code of Practice on Local Authority Accounting in the United Kingdom (the Code).

In preparing this Statement of Accounts, the Director of Finance & Section 151 Officer has:

- selected suitable accounting policies and then applied them consistently;
- made judgements and estimates that were reasonable and prudent;
- complied with the local authority Code.

The Director of Finance & Section 151 Officer has also:

- kept proper accounting records which were up to date; and
- taken reasonable steps for the prevention and detection of fraud and other irregularities.

Date of Authorisation for Issue

The 2022/23 Statement of Accounts was authorised for issue on 21st March 2024 by Ben Smith, Director of Finance & Section 151 Officer of the Council. This is the date up to which events after the Balance Sheet date have been considered.

The 2022/23 Statement of Accounts was formally approved by Council on 21st March 2024.

Jan Curtice
Chairwoman



21 March 2024

The report of the Auditor General for Wales to the members of City & County of Swansea

Opinion on financial statements

I have audited the financial statements of:

- The City & County of Swansea; and
- The City & County of Swansea Group

for the year ended 31 March 2023 under the Public Audit (Wales) Act 2004.

The City & County of Swansea's financial statements comprise the Expenditure and Funding Analysis, the Movement in Reserves Statement, the Comprehensive Income and Expenditure Statement, the Balance Sheet, the Cash Flow Statement, the Movement on the Housing Revenue Account Statement, the Housing Revenue Account Income and Expenditure Statement and the related notes, including the significant accounting policies.

The City & County of Swansea's Group financial statements comprise the Group Movement in Reserves Statement, the Group Comprehensive Income and Expenditure Statement, the Group Balance Sheet, the Group Cash Flow Statement and the related notes, including the significant accounting policies.

The financial reporting framework that has been applied in their preparation is applicable law and UK adopted international accounting standards as interpreted and adapted by the Code of Practice on Local Authority Accounting in the United Kingdom 2023.

In my opinion, in all material respects, the financial statements:

- give a true and fair view of the financial position of the City & County of Swansea and the City & County of Swansea Group as at 31 March 2023 and of its income and expenditure for the year then ended; and
- have been properly prepared in accordance with legislative requirements and UK adopted international accounting standards as interpreted and adapted by the Code of Practice on Local Authority Accounting in the United Kingdom 2022-23.

Basis of opinion

I conducted my audit in accordance with applicable law and International Standards on Auditing in the UK (ISAs (UK)) and Practice Note 10 'Audit of Financial Statements of Public Sector Entities in the United Kingdom'. My responsibilities under those standards are further described in the auditor's responsibilities for the audit of the financial statements section of my report.

My staff and I are independent of the City & County of Swansea and the Group in accordance with the ethical requirements that are relevant to my audit of the financial statements in the UK including the Financial Reporting Council's Ethical Standard, and I have fulfilled my other ethical responsibilities in accordance with these requirements. I believe that the audit evidence I have obtained is sufficient and appropriate to provide a basis for my opinion.

Conclusions relating to going concern

In auditing the financial statements, I have concluded that the use of the going concern basis of accounting in the preparation of the financial statements is appropriate.

Auditor's Report to the City & County of Swansea

Based on the work I have performed, I have not identified any material uncertainties relating to events or conditions that, individually or collectively, may cast significant doubt on the City & County of Swansea and the Group's ability to continue to adopt the going concern basis of accounting for a period of at least twelve months from when the financial statements are authorised for issue.

My responsibilities and the responsibilities of the responsible financial officer with respect to going concern are described in the relevant sections of this report.

Other Information

The other information comprises the information included in the annual report other than the financial statements and my auditor's report thereon. The Responsible Financial Officer is responsible for the other information contained within the annual report. My opinion on the financial statements does not cover the other information and, except to the extent otherwise explicitly stated in my report, I do not express any form of assurance conclusion thereon.

My responsibility is to read the other information and, in doing so, consider whether the other information is materially inconsistent with the financial statements or knowledge obtained in the course of the audit, or otherwise appears to be materially misstated. If I identify such material inconsistencies or apparent material misstatements, I am required to determine whether this gives rise to a material misstatement in the financial statements themselves. If, based on the work I have performed, I conclude that there is a material misstatement of this other information, I am required to report that fact.

I have nothing to report in this regard.

Opinion on other matters

In my opinion, based on the work undertaken in the course of my audit:

- the information contained in the Narrative Report for the financial year for which the financial statements are prepared is consistent with the financial statements and is in accordance with the Code of Practice on Local Authority Accounting in the United Kingdom 2022-23;
- The information given in the Annual Governance Statement for the financial year for which the financial statements are prepared is consistent with the financial statements and is in accordance with guidance.

Matters on which I report by exception

In the light of the knowledge and understanding of the City & County of Swansea and the Group and its environment obtained in the course of the audit, I have not identified material misstatements in the Narrative Report or the Annual Governance Statement.

I have nothing to report in respect of the following matters, which I report to you, if, in my opinion:

- I have not received all the information and explanations I require for my audit;
- adequate accounting records have not been kept, or returns adequate for my audit have not been received from branches not visited by my team; or
- the financial statements are not in agreement with the accounting records and returns.

Responsibilities of the responsible financial officer for the financial statements

As explained more fully in the Statement of Responsibilities for the Statement of Accounts set out on page 20, the responsible financial officer is responsible for:

Auditor's Report to the City & County of Swansea

- the preparation of the statement of accounts and the Group financial statements, which give a true and fair view and comply with proper practices;
- maintaining proper accounting records;
- internal controls as the responsible financial officer determines is necessary to enable the preparation of statements of accounts that are free from material misstatement, whether due to fraud or error;
- assessing the City & County of Swansea and the Group's ability to continue as a going concern, disclosing as applicable, matters related to going concern and using the going concern basis of accounting unless the responsible financial officer anticipates that the services provided by the City & County of Swansea and the Group will not continue to be provided in the future.

Auditor's responsibilities for the audit of the financial statements

My responsibility is to audit the financial statements in accordance with the Public Audit (Wales) Act 2004.

My objectives are to obtain reasonable assurance about whether the financial statements as a whole are free from material misstatement, whether due to fraud or error, and to issue an auditor's report that includes my opinion. Reasonable assurance is a high level of assurance but is not a guarantee that an audit conducted in accordance with ISAs (UK) will always detect a material misstatement when it exists. Misstatements can arise from fraud or error and are considered material if, individually or in the aggregate, they could reasonably be expected to influence the economic decisions of users taken on the basis of these financial statements.

Irregularities, including fraud, are instances of non-compliance with laws and regulations. I design procedures in line with my responsibilities, outlined above, to detect material misstatements in respect of irregularities, including fraud.

My procedures included the following:

- Enquiring of management, the City & County of Swansea's head of internal audit and those charged with governance, including obtaining and reviewing supporting documentation relating to the City & County of Swansea and the Group's policies and procedures concerned with:
 - identifying, evaluating and complying with laws and regulations and whether they were aware of any instances of non-compliance;
 - detecting and responding to the risks of fraud and whether they have knowledge of any actual, suspected or alleged fraud; and
 - the internal controls established to mitigate risks related to fraud or non-compliance with laws and regulations.
- Considering as an audit team how and where fraud might occur in the financial statements and any potential indicators of fraud. As part of this discussion, I identified potential for fraud in the following areas: revenue recognition, expenditure recognition, and posting of unusual journals.
- Obtaining an understanding of the City & County of Swansea and the Group's framework of authority as well as other legal and regulatory frameworks that the City & County of Swansea and the Group operate in, focusing on those laws and regulations that had a direct effect on the financial statements or that had a fundamental effect on the operations of the City & County of Swansea and the Group.
- Obtaining an understanding of related party relationships.

In addition to the above, my procedures to respond to identified risks included the following:

- reviewing the financial statement disclosures and testing to supporting documentation to assess compliance with relevant laws and regulations discussed above;

Auditor's Report to the City & County of Swansea

- enquiring of management, the Governance and Audit Committee and legal advisors about actual and potential litigation and claims;
- reading minutes of meetings of those charged with governance; and
- in addressing the risk of fraud through management override of controls, testing the appropriateness of journal entries and other adjustments; assessing whether the judgements made in making accounting estimates are indicative of a potential bias; and evaluating the business rationale of any significant transactions that are unusual or outside the normal course of business.

I also communicated relevant identified laws and regulations and potential fraud risks to all audit team members and remained alert to any indications of fraud or non-compliance with laws and regulations throughout the audit.

The extent to which my procedures are capable of detecting irregularities, including fraud, is affected by the inherent difficulty in detecting irregularities, the effectiveness of the City & County of Swansea and the Group's controls, and the nature, timing and extent of the audit procedures performed.

A further description of the auditor's responsibilities for the audit of the financial statements is located on the Financial Reporting Council's website www.frc.org.uk/auditorsresponsibilities. This description forms part of my auditor's report.

Other auditor's responsibilities

I communicate with those charged with governance regarding, among other matters, the planned scope and timing of the audit and significant audit findings, including any significant deficiencies in internal control that I identify during my audit.

Certificate of completion of audit

I certify that I have completed the audit of the accounts of the City & County of Swansea and the Group in accordance with the requirements of the Public Audit (Wales) Act 2004 and the Auditor General for Wales' Code of Audit Practice.



Adrian Crompton
Auditor General for Wales
25th March 2024

1 Capital Quarter
Tyndall Street
CF10 4BZ

The maintenance and integrity of City and County of Swansea's website is the responsibility of the Council; the work carried out by auditors does not involve consideration of these matters and accordingly auditors accept no responsibility for any changes that may have occurred to the financial statements since they were initially presented on the website.

Expenditure and Funding Analysis

The expenditure and funding analysis shows how annual expenditure is used and funded from resources (government grants, rents, council tax and business rates) by local authorities in comparison with those resources consumed or earned by authorities in accordance with generally accepted accounting practices. It also shows how this expenditure is allocated for decision making purposes between the Council's directorates. Income and expenditure accounted for under generally accepted accounting practices are presented more fully in the Comprehensive Income and Expenditure Statement.

2021/22				2022/23		
Net Expenditure Chargeable to the General Fund and HRA Balances	Adjustments (Note 6)	Net Expenditure in the Comprehensive Income and Expenditure Statement		Net Expenditure Chargeable to the General Fund and HRA Balances	Adjustments (Note 6)	Net Expenditure in the Comprehensive Income and Expenditure Statement
£'000	£'000	£'000		£'000	£'000	£'000
20,051	6,297	26,348	Corporate Services	24,782	5,470	30,252
18,304	-2,896	15,408	Finance	52,981	-23,027	29,954
118,298	15,256	133,554	Social Services	144,342	12,054	156,396
177,631	28,301	205,932	Education	207,916	37,983	245,899
56,330	71,607	127,937	Place	68,530	53,656	122,186
-39,298	7,801	-31,497	Housing Revenue Account (HRA)	-37,851	37,447	-404
351,316	126,366	477,682	Net Cost of Services	460,700	123,583	584,283
-392,496	-87,655	-480,151	Other Income and Expenditure	-443,495	-67,165	-510,660
-41,180	38,711	-2,469	Surplus(-) or Deficit on Provision of Services	17,205	56,418	73,623

Expenditure and Funding Analysis

General Fund and HRA				General Fund and HRA		
-150,754			Opening Balance as at 1 April	-191,934		
-41,180			Surplus(-) or Deficit	17,205		
-191,934			Closing Balance as at 31 March *	-174,729		

* For a split of this balance between the General Fund and the HRA - see the Movement in Reserves Statement.

Comprehensive Income and Expenditure Statement

The Comprehensive Income and Expenditure Statement shows the accounting cost in the year of providing services in accordance with generally accepted accounting practices, rather than the amount to be funded from taxation (or rents). Authorities raise taxation (and rents) to cover expenditure in accordance with statutory requirements; this may be different from the accounting cost. The taxation position is shown in both the Expenditure and Funding Analysis and the Movement in Reserves Statement.

2021/22				Note	2022/23		
Gross Expenditure	Gross Income	Net Expenditure			Gross Expenditure	Gross Income	Net Expenditure
£'000	£'000	£'000			£'000	£'000	£'000
33,276	-6,928	26,348	Corporate Services		35,000	-4,748	30,252
84,868	-69,460	15,408	Finance		92,505	-62,551	29,954
229,922	-96,368	133,554	Social Services		238,871	-82,475	156,396
279,441	-73,509	205,932	Education		317,025	-71,126	245,899
249,457	-121,520	127,937	Place		244,734	-122,548	122,186
38,695	-70,192	-31,497	Housing Revenue Account (HRA)		72,616	-73,020	-404
915,659	-437,977	477,682	Cost of Services		1,000,751	-416,468	584,283
42,757	0	42,757	Other operating expenditure	11	46,683	0	46,683
78,192	-37,039	41,153	Financing and investment income and expenditure	12	88,063	-56,652	31,411
0	-564,061	-564,061	Taxation and non-specific grant income	13	0	-588,754	-588,754
		-2,469	Surplus(-)/Deficit on Provision of Services				73,623
		-171,922	Surplus(-)/Deficit on revaluation of Property, Plant and Equipment assets	22			31,936
		-310,830	Remeasurement of the net defined benefit liability/asset(-)	22			-688,520
		-482,752	Other Comprehensive Income and Expenditure				-656,584
		-485,221	Total Comprehensive Income(-) and Expenditure				-582,961

Group Income and Expenditure Statement

2021/22				2022/23		
Gross Expenditure	Gross Income	Net Expenditure		Gross Expenditure	Gross Income	Net Expenditure
£'000	£'000	£'000		£'000	£'000	£'000
33,276	-6,928	26,348	Corporate Services	35,000	-4,748	30,252
84,868	-69,460	15,408	Finance	92,505	-62,551	29,954
229,922	-96,368	133,554	Social Services	238,871	-82,475	156,396
279,441	-73,509	205,932	Education	317,025	-71,126	245,899
249,457	-121,520	127,937	Place	244,734	-122,548	122,186
38,695	-70,192	-31,497	Housing Revenue Account (HRA)	72,616	-73,020	-404
915,659	-437,977	477,682	Cost of Services	1,000,751	-416,468	584,283
42,757	0	42,757	Other operating expenditure	46,683	0	46,683
78,192	-37,039	41,153	Financing and investment income and expenditure	88,063	-56,652	31,411
0	-564,061	-564,061	Taxation and non-specific grant income	0	-588,754	-588,754
		-2,469	Surplus(-) or Deficit on Provision of Services			73,623
		427	Share of the surplus(-) or deficit on the provision of services by associates and joint ventures			427
		-2,042	Group Surplus(-) or Deficit			74,050
		-173,002	Surplus(-) or deficit on revaluation of Property, Plant and Equipment assets			31,661

Group Income and Expenditure Statement

2021/22				2022/23		
Gross Expenditure	Gross Income	Net Expenditure		Gross Expenditure	Gross Income	Net Expenditure
£'000	£'000	£'000		£'000	£'000	£'000
		-310,830	Remeasurement of the net defined benefit liability/asset(-)			-688,520
		-483,832	Other Comprehensive Income and Expenditure			-656,859
		-485,874	Total Comprehensive Income(-) and Expenditure			-582,809

Movement in Reserves Statement

The Movement in Reserves Statement shows the movement in the year on the different reserves held by the Authority, analysed into 'usable reserves' (i.e. those that can be applied to fund expenditure or reduce local taxation) and unusable reserves.

The Statement shows how the movements in year of the Authority's reserves are broken down between gains and losses incurred in accordance with generally accepted accounting practices and the statutory adjustments required to return to the amounts chargeable to council tax (or rents) for the year.

The Net Increase/Decrease line shows the statutory General Fund Balance and Housing Revenue Account Balance movements in the year following those adjustments.

Movement in Reserves Statement

	Note	General Fund Balance £'000	Earmarked General Fund Reserves £'000	Housing Revenue Account £'000	Capital Receipts Reserve £'000	Capital Grants Unapplied Account £'000	Total Usable Reserves £'000	Unusable Reserves £'000	Total Authority Reserves £'000
2022/23									
Balance at 31 March 2022 carried forward		10,000	176,695	5,239	5,597	30,427	227,958	543,540	771,498
Movement in reserves during 2022/23									
Surplus/Deficit (-) on the provision of services		-84,082	0	10,459	0	0	-73,623	0	-73,623
Other Comprehensive Income and Expenditure		0	0	0	0	0	0	656,584	656,584
Total Comprehensive Income and Expenditure		-84,082	0	10,459	0	0	-73,623	656,584	582,961
Adjustments between accounting basis & funding basis under regulations	8	61,708	0	-5,290	3,123	-8,240	51,301	-51,301	0
Net Increase/Decrease(-) before Transfers to Earmarked Reserves		-22,374	0	5,169	3,123	-8,240	-22,322	605,283	582,961
Transfers from(-)/to Earmarked Reserves	10	22,374	-22,374	0	0	0	0	0	0
Increase/Decrease(-) in 2022/23		0	-22,374	5,169	3,123	-8,240	-22,322	605,283	582,961
Balance at 31 March 2023 carried forward		10,000	154,321	10,408	8,720	22,187	205,636	1,148,823	1,354,459

Movement in Reserves Statement

	Note	General Fund Balance £'000	Earmarked General Fund Reserves £'000	Housing Revenue Account £'000	Capital Receipts Reserve £'000	Capital Grants Unapplied Account £'000	Total Usable Reserves £'000	Unusable Reserves £'000	Total Authority Reserves £'000
2021/22									
Balance at 31 March 2021 carried forward		10,000	134,510	6,244	6,211	26,816	183,781	102,496	286,277
<u>Movement in reserves during 2021/22</u>									
Surplus/Deficit (-) on the provision of services		-29,881	0	32,350	0	0	2,469	0	2,469
Other Comprehensive Income and Expenditure		0	0	0	0	0	0	482,752	482,752
Total Comprehensive Income and Expenditure		-29,881	0	32,350	0	0	2,469	482,752	485,221
Adjustments between accounting basis & funding basis under regulations	8	72,066	0	-33,355	-614	3,611	41,708	-41,708	0
Net Increase/Decrease(-) before Transfers to Earmarked Reserves		42,185	0	-1,005	-614	3,611	44,177	441,044	485,221
Transfers from(-)/to Earmarked Reserves	10	-42,185	42,185	0	0	0	0	0	0
Increase/Decrease(-) in 2021/22		0	42,185	-1,005	-614	3,611	44,177	441,044	485,221
Balance at 31 March 2022 carried forward		10,000	176,695	5,239	5,597	30,427	227,958	543,540	771,498

Group Movement in Reserves Statement

2022/23	Note	General Fund Balance £'000	Earmarked General Fund Reserves £'000	Housing Revenue Account £'000	Capital Receipts Reserve £'000	Capital Grants Unapplied Account £'000	Total Usable Reserves £'000	Unusable Reserves £'000	Total Authority Reserves £'000	Authority's Share of Subsidiaries, Associates and Joint Ventures £'000	Total Group Reserves £'000
Balance at 31 March 2022 carried forward		10,000	176,695	5,239	5,597	30,427	227,958	543,540	771,498	23,225	794,723
Movement in reserves during 2022/23											
Surplus/Deficit (-) on the provision of services		-84,082	0	10,459	0	0	-73,623	0	-73,623	-427	-74,050
Other Comprehensive Income and Expenditure		0	0	0	0	0	0	656,584	656,584	275	656,859
Total Comprehensive Income and Expenditure		-84,082	0	10,459	0	0	-73,623	656,584	582,961	-152	582,809
Adjustments between group accounts & authority accounts		0	0	0	0	0	0	0	0	0	0
Adjustments between accounting basis & funding basis under regulations	8	61,708	0	-5,290	3,123	-8,240	51,301	-51,301	0	0	0
Net Increase/Decrease(-) before Transfers to Earmarked Reserves		-22,374	0	5,169	3,123	-8,240	-22,322	605,283	582,961	-152	582,809
Transfers from(-)/to Earmarked Reserves	10	22,374	-22,374	0	0	0	0	0	0	0	0
Increase/Decrease(-) in 2022/23		0	-22,374	5,169	3,123	-8,240	-22,322	605,283	582,961	-152	582,809
Balance at 31 March 2023 carried forward		10,000	154,321	10,408	8,720	22,187	205,636	1,148,823	1,354,459	23,073	1,377,532

Group Movement in Reserves Statement

2021/22	Note	General Fund Balance £'000	Earmarked General Fund Reserves £'000	Housing Revenue Account £'000	Capital Receipts Reserve £'000	Capital Grants Unapplied Account £'000	Total Usable Reserves £'000	Unusable Reserves £'000	Total Authority Reserves £'000	Authority's Share of Subsidiaries, Associates and Joint Ventures £'000	Total Group Reserves £'000
Balance at 31 March 2021 carried forward		10,000	134,510	6,244	6,211	26,816	183,781	102,496	286,277	22,572	308,849
<u>Movement in reserves during 2021/22</u>											
Surplus/Deficit (-) on the provision of services		-29,881	0	32,350	0	0	2,469	0	2,469	-427	2,042
Other Comprehensive Income and Expenditure		0	0	0	0	0	0	482,752	482,752	1,080	483,832
Total Comprehensive Income and Expenditure		-29,881	0	32,350	0	0	2,469	482,752	485,221	653	485,874
Adjustments between group accounts & authority accounts		0	0	0	0	0	0	0	0	0	0
Adjustments between accounting basis & funding basis under regulations	8	72,066	0	-33,355	-614	3,611	41,708	-41,708	0	0	0
Net Increase/Decrease(-) before Transfers to Earmarked Reserves		42,185	0	-1,005	-614	3,611	44,177	441,044	485,221	653	485,874
Transfers from(-)/to Earmarked Reserves	10	-42,185	42,185	0	0	0	0	0	0	0	0
Increase/Decrease(-) in 2021/22		0	42,185	-1,005	-614	3,611	44,177	441,044	485,221	653	485,874
Balance at 31 March 2022 carried forward		10,000	176,695	5,239	5,597	30,427	227,958	543,540	771,498	23,225	794,723

Balance Sheet

The Balance Sheet shows the value as at the Balance Sheet date of the assets and liabilities recognised by the Authority. The net assets of the Authority (assets less liabilities) are matched by the reserves held by the Authority. Reserves are reported in two categories. The first category of reserves are usable reserves, i.e. those reserves that the Authority may use to provide services, subject to the need to maintain a prudent level of reserves and any statutory limitations on their use (for example the Capital Receipts Reserve that may only be used to fund capital expenditure or repay debt). The second category of reserves are those that the Authority is not able to use to provide services. This category of reserves includes reserves that hold unrealised gains and losses (for example the Revaluation Reserve), where amounts would only become available to provide services if the assets are sold; and reserves that hold timing differences shown in the Movement in Reserves Statement line 'Adjustments between accounting basis and funding basis under regulations'.

31 March 2022 £'000		Note	31 March 2023 £'000
525,129	Council Dwellings	14	541,241
838,261	Other Land and Buildings	14	789,761
21,494	Vehicles, Plant, Furniture and Equipment	14	21,057
265,550	Infrastructure Assets	14	271,143
11,703	Community Assets	14	11,547
79,215	Surplus Assets	14	77,452
73,259	Assets under Construction	14	69,403
1,814,611	Property, Plant & Equipment		1,781,604
32,179	Heritage Assets	15	32,260
54,182	Investment Properties	16	57,019
1,107	Intangible Assets		1,062
104	Long Term Investments	17	99
8,764	Long Term Debtors	17	14,644
1,910,947	Long Term Assets		1,886,688
191,169	Short Term Investments	17	172,679
350	Assets Held for Sale		0
3,173	Inventories		3,478
125,537	Short Term Debtors	18	125,221
65,680	Cash and Cash Equivalents	19	69,072
385,909	Current Assets		370,450
-9,381	Short Term Borrowing	17	-9,026
-95,561	Short Term Creditors	20	-94,154
-4,233	Provisions	21	-2,906
0	Capital Grants Receipts in Advance		0
-109,175	Current Liabilities		-106,086

Balance Sheet

31 March 2022 £'000		Note	31 March 2023 £'000
-2,943	Long Term Creditors	17	-2,548
-9,572	Provisions	21	-24,305
-689,045	Long Term Borrowing	17	-693,547
-714,623	Other Long Term Liabilities	35	-76,193
-1,416,183	Long Term Liabilities		-796,593
771,498	NET ASSETS		1,354,459
	Financed by:		
10,000	Balances - General Fund		10,000
5,239	Balances - Housing Revenue Account	10	10,408
5,597	Capital Receipts Reserve		8,720
30,427	Capital Grants Unapplied Account		22,187
176,695	Earmarked Reserves	10	154,321
227,958	Usable Reserves		205,636
369,420	Revaluation Reserve	22	321,149
-714,623	Pensions Reserve	22	-76,193
904,661	Capital Adjustment Account	22	921,628
-2,219	Financial Instrument Adjustment Account		-2,255
-13,699	Accumulated Absences Account	22	-15,506
543,540	Unusable Reserves		1,148,823
771,498	TOTAL RESERVES		1,354,459

Group Balance Sheet

31 March 2022 £'000		Note	31 March 2023 £'000
525,129	Council Dwellings	14	541,241
838,261	Other Land and Buildings	14	789,761
21,494	Vehicles, Plant, Furniture and Equipment	14	21,057
265,550	Infrastructure Assets	14	271,143
11,703	Community Assets	14	11,547
79,215	Surplus Assets	14	77,452
73,259	Assets under Construction	14	69,403
1,814,611	Property, Plant & Equipment		1,781,604
32,179	Heritage Assets	15	32,260
54,182	Investment Properties	16	57,019
1,107	Intangible Assets		1,062
104	Long Term Investments	17	99
23,225	Investments in Associates and Joint Ventures		23,073
8,764	Long Term Debtors	17	14,644
1,934,172	Long Term Assets		1,909,761
191,169	Short Term Investments	17	172,679
350	Assets Held for Sale		0
3,173	Inventories		3,478
125,537	Short Term Debtors	18	125,221
65,680	Cash and Cash Equivalents	19	69,072
385,909	Current Assets		370,450
-9,381	Short Term Borrowing	17	-9,026
-95,561	Short Term Creditors	20	-94,154
-4,233	Provisions	21	-2,906
0	Capital Grants Receipts in Advance		0
-109,175	Current Liabilities		-106,086
-2,943	Long Term Creditors	17	-2,548
-9,572	Provisions	21	-24,305
-689,045	Long Term Borrowing	17	-693,547
-714,623	Other Long Term Liabilities	35	-76,193
-1,416,183	Long Term Liabilities		-796,593
794,723	NET ASSETS		1,377,532

Group Balance Sheet

31 March 2022 £'000		Note	31 March 2023 £'000
	Financed by:		
20,533	Balances - General Fund		20,106
5,239	Balances - Housing Revenue Account	10	10,408
5,597	Capital Receipts Reserve		8,720
30,427	Capital Grants Unapplied Account		22,187
176,695	Earmarked Reserves	10	154,321
238,491	Usable Reserves		215,742
382,112	Revaluation Reserve	22	334,116
-714,623	Pensions Reserve	22	-76,193
904,661	Capital Adjustment Account	22	921,628
-2,219	Financial Instrument Adjustment Account		-2,255
-13,699	Accumulated Absences Account	22	-15,506
556,232	Unusable Reserves		1,161,790
794,723	TOTAL RESERVES		1,377,532

Cash Flow Statement

The Cash Flow Statement shows the changes in cash and cash equivalents of the Authority during the reporting period. The Statement shows how the Authority generates and uses cash and cash equivalents by classifying cash flows as operating, investing and financing activities. The amount of net cash flows arising from operating activities is a key indicator of the extent to which the operations of the Authority are funded by way of taxation and grant income or from the recipients of services provided by the Authority. Investing activities represent the extent to which cash outflows have been made for resources which are intended to contribute to the Authority's future service delivery. Cash flows arising from financing activities are useful in predicting claims on future cash flows by providers of capital (i.e. borrowing) to the Authority.

2021/22 £'000		Note	2022/23 £'000
2,469	Net surplus or deficit(-) on the provision of services		-73,623
144,585	Adjustments to net surplus or deficit(-) on the provision of services for non-cash movements	23	157,159
-67,966	Adjustments for items included in the net surplus or deficit(-) on the provision of services that are investing and financing activities	23	-61,060
79,088	Net cash flows from operating activities		22,476
-138,911	Purchase of property, plant and equipment, investment property and intangible assets		-113,374
-1,556,850	Purchase of short-term and long-term investments		-1,938,010
5,263	Proceeds from the sale of property, plant and equipment, investment property and intangible assets		10,213
1,420,255	Proceeds from short-term and long-term investments		1,956,866
67,966	Other receipts from investing activities		61,060
-202,277	Net cash flows from investing activities		-23,245
134,414	Cash receipts of short-term and long-term borrowing		14,064
-9,363	Repayments of short-term and long-term borrowing		-9,903
125,051	Net cash flows from financing activities	24	4,161
1,862	Net decrease(-) or increase in cash and cash equivalents		3,392
63,818	Cash and cash equivalents at the beginning of the reporting period		65,680
65,680	Cash and cash equivalents at the end of the reporting period	19	69,072

Group Cash Flow Statement

2021/22 £'000		Note	2022/23 £'000
2,469	Net surplus or deficit(-) on the provision of services		-73,623
144,585	Adjustments to net surplus or deficit(-) on the provision of services for non-cash movements	23	157,159
-67,966	Adjustments for items included in the net surplus or deficit(-) on the provision of services that are investing and financing activities	23	-61,060
79,088	Net cash flows from operating activities		22,476
-138,911	Purchase of property, plant and equipment, investment property and intangible assets		-113,374
-1,556,850	Purchase of short-term and long-term investments		-1,938,010
5,263	Proceeds from the sale of property, plant and equipment, investment property and intangible assets		10,213
1,420,255	Proceeds from short-term and long-term investments		1,956,866
67,966	Other receipts from investing activities		61,060
-202,277	Net cash flows from investing activities		-23,245
134,414	Cash receipts of short-term and long-term borrowing		14,064
-9,363	Repayments of short-term and long-term borrowing		-9,903
125,051	Net cash flows from financing activities	24	4,161
1,862	Net decrease(-) or increase in cash and cash equivalents		3,392
63,818	Cash and cash equivalents at the beginning of the reporting period		65,680
65,680	Cash and cash equivalents at the end of the reporting period	19	69,072

Notes to the Accounts

1. Accounting Policies

i. General Principles

The Statement of Accounts summarises the Authority's transactions for the 2022/23 financial year and its position at the year-end of 31st March 2023.

The Authority is required to prepare an annual Statement of Accounts by virtue of the Accounts and Audit (Wales) (Amendment) Regulations 2018. These regulations require the Accounts to be prepared in accordance with proper accounting practices.

These practices are set out in the Code of Practice on Local Authority Accounting in the United Kingdom 2022/23 (the Code), supported by International Financial Reporting Standards (IFRS).

The Accounts have been prepared on a historical cost basis, with the exception of certain categories of non-current assets that are measured at current value, and financial instruments which are now carried within the balance sheet at fair value as defined by the Code.

The Group Accounts consolidate Swansea Council's accounts with the accounts of companies in which the Authority has an interest and are considered to be part of our group.

The CIPFA Code of Practice on Local Authority Accounting 2022/23 requires that Group Accounting Statements have to be prepared, consolidating the accounts of the parent and any subsidiary, associate or joint undertakings. An assessment of the activities and interests of Swansea Council has been undertaken, which has determined that the Swansea Council Group consists of the Local Authority as the parent, and the following companies:

Wales National Pool Swansea (WNPS)	Joint Venture
National Waterfront Museum Swansea (NWMS)	Joint Venture
Swansea Community Energy & Enterprise Scheme (SCEES)	Associate

Notes have been provided to the Group Accounting Statements only where the disclosure for the Group differs from that required for the Local Authority due to the combination of the accounts of the various entities.

IAS 19 requires that entries are included in the Group Balance Sheet for the Group's share of assets and liabilities of the Local Authority Pension Scheme.

The Accounts are prepared on a going concern basis.

Notes to the Accounts

ii. Accruals of Income and Expenditure

The Accounts are maintained on an accruals basis in accordance with the Code. This means that sums due to or from the Authority, where the supply or service was provided or received during the year, are included in the Accounts whether or not the cash has actually been received or paid in the year.

Accruals are made in respect of grants claimed or claimable for Revenue and Capital purposes. Some grant claims are finalised after the Accounts have been completed and in this case the grant is accrued on the basis of the best estimate available, and any differences are accounted for in the following year.

Revenue from contracts with service recipients, whether for services or the provision of goods, is recognised when (or as) the goods or services are transferred to the service recipient in accordance with the performance obligations in the contract.

Supplies are recorded as expenditure when they are consumed - where there is a gap between the date supplies are received and their consumption, they are carried as inventories on the Balance Sheet.

Expenses in relation to services received (including services provided by employees) are recorded as expenditure when the services are received rather than when payments are made.

Interest receivable on investments and payable on borrowings is accounted for respectively as income and expenditure in the main on the basis of the effective interest rate for the relevant financial instrument.

Where revenue and expenditure have been recognised but cash has not been received or paid, a debtor or creditor for the relevant amount is recorded in the Balance Sheet. Where debts may not be settled, the balance of debtors is written down and a charge made to revenue for the income that might not be collected.

iii. Cash and Cash Equivalents

Cash or cash equivalents will be any cash investment which is held for short-term cash flow purposes which can be readily realised without a significant change in value.

In the Cash Flow Statement, cash and cash equivalents are shown net of bank overdrafts that are repayable on demand and form an integral part of the Authority's cash management.

Notes to the Accounts

iv. Exceptional Items

When items of income and expense are material, their nature and amount is disclosed separately, either on the face of the Comprehensive Income and Expenditure Statement or in the notes to the accounts, depending on how significant the items are to an understanding of the Authority's financial performance.

v. Changes in Accounting Policies and Estimates and Errors

Changes in accounting policies are only made when required by proper accounting practices or the change provides more reliable or relevant information about the effect of transactions, other events or conditions on the Authority's financial position or financial performance. Where a change is made, it is applied retrospectively (unless not material or stated otherwise) by adjusting opening balances and comparative amounts for the prior period as if the new policy had always been applied.

As part of a review of Property, Plant and Equipment changes in assumptions have been made regarding the remaining useful lives of some operational and some non-operational assets during 2022/23.

Where appropriate, consideration has been given to the estimated useful life of individual asset components (primarily electrical, mechanical, and fabric); revenue charges for depreciation reflect the differing useful lives of asset components for other land and building assets revalued as per the Authority's rolling programme between 1st April 2010 and 31st March 2016. Revenue charges for depreciation on assets, revalued as per the rolling programme from 1st April 2016, will be charged on the building component of Other Land and Buildings assets. Annual depreciation has been charged on opening balances from 1st April 2017.

The Council Tax bad debt provision was originally reviewed during 2020/21. Following an analysis of the original outstanding debt, current outstanding debt and the level of write offs the Authority realised that the estimate for council tax bad debt provision was too high and therefore needed to be revised. The Council Tax bad debt provision is now based on the historic average of uncollected debt. There are external factors like the changes in universal credit and the impact of the Covid-19 pandemic that are likely to affect the council tax collection rate and the level of outstanding debt. Therefore the council tax bad debt provision will continue to be reviewed annually until there is some stability of collection rates.

vi. Charges to Revenue for Non-Current Assets

Services, support services and trading accounts are debited with the following amounts to record the cost of holding non-current assets during the year:

- depreciation attributable to the assets used by the relevant service.
- revaluation and impairment losses on assets used by the service where there are no accumulated gains in the Revaluation Reserve against which the losses can be written off.
- amortisation of intangible assets attributable to the service, based on any intangible asset held subject to the de minimis policy on capitalisation set out in note xvi.

Notes to the Accounts

The Authority is not required to raise council tax to fund depreciation, revaluation and impairment losses or amortisation. However, it is required to make an annual contribution from revenue towards the reduction in its overall borrowing requirement (equal to an amount calculated on a prudent basis determined by the Authority in accordance with statutory guidance). Depreciation, revaluation and impairment losses and amortisation are therefore replaced by the contribution in the General Fund Balance (Minimum Revenue Provision), by way of an adjusting transaction with the Capital Adjustment Account in the Movement in Reserves Statement for the difference between the two.

vii. Employee Benefits

Benefits Payable During Employment

Short-term employee benefits are those due to be settled within 12 months of the year-end. They include such benefits as wages and salaries, paid annual leave, paid sick leave and bonuses. Any non-monetary benefits for current employees are recognised as an expense for services in the year in which employees render service to the Authority. An accrual is made for the cost of holiday entitlements (or any form of leave, e.g. flexi leave) earned by employees but not taken before the year-end, which employees can carry forward into the next financial year. The accrual is made at the wage and salary rates applicable in the following accounting year, being the period in which the employee takes the benefit. The accrual is charged to Surplus or Deficit on the Provision of Services, but then reversed out through the Movement in Reserves Statement to the Accumulated Absences Account so that holiday entitlements are charged to revenue in the financial year in which the holiday absence occurs.

Termination Benefits

Termination benefits are amounts payable as a result of a decision by the Authority to terminate an officer's employment before the normal retirement date, or an officer's decision to accept voluntary redundancy. Costs relating to termination benefits are charged on an accruals basis to the relevant Cost of Service lines in the Comprehensive Income and Expenditure Statement only when the Authority is demonstrably committed to the termination of the employment of an officer, or group of officers, or making an offer to encourage voluntary redundancy.

Post Employment Benefits

Employees of the Authority are members of two separate pension schemes:

- The Teachers' Pension Scheme, administered by CAPITA on behalf of the Department for Education.
- The Local Government Pensions Scheme, administered by Swansea Council.

Both schemes provide defined benefits to members (retirement lump sums and pensions), earned by employees during their period of employment with the Authority.

Notes to the Accounts

However, the arrangements for the teachers' scheme means that liabilities for these benefits cannot ordinarily be identified specifically to the Authority. The scheme is therefore accounted for as if it were a defined contribution scheme and no liability for future payments of benefits is recognised in the Balance Sheet. The Education line in the Comprehensive Income and Expenditure Statement is charged with the employer's contributions payable to the Teachers' Pensions in the year.

The Local Government Pension Scheme

The Local Government Pension Scheme is accounted for as a defined benefits scheme:

- The liabilities of the Swansea Council pension fund attributable to the Authority are included in the Balance Sheet on an actuarial basis using the projected unit method - i.e. an assessment of the future payments that will be made in relation to retirement benefits earned to date by employees, based on assumptions about mortality rates, employee turnover rates, etc, and projected earnings for current employees.
- Liabilities are discounted to their value at current prices, using a discount rate based on the indicative rate of return on high quality corporate bonds as required by IAS 19.
- The assets of the Swansea Council pension fund attributable to the Authority are included in the Balance Sheet at their fair value:
 - quoted securities - current bid price
 - unquoted securities - industry accepted techniques
 - unitised securities - current bid price
 - property - market value.

The change in the net pensions liability is analysed into the following components:

- Service cost comprising:
 - current service cost - the increase in liabilities as a result of years of service earned this year - allocated in the Comprehensive Income and Expenditure Statement to the services for which the employees worked.
 - past service cost - the increase in liabilities as a result of a scheme amendment or curtailment whose effect relates to years of service earned in earlier years - debited to the Surplus or Deficit on the Provision of Services in the Comprehensive Income and Expenditure Statement.
 - net interest on the net defined benefit liability (asset), i.e. net interest expense for the Authority - the change during the period in the net defined benefit liability (asset) that arises from the passage of time charged to the Financing and Investment Income and Expenditure line of the Comprehensive Income and Expenditure Statement - this is calculated by applying the discount rate used to measure the defined benefit obligation at the beginning of the period to the net defined benefit liability (asset) at the beginning of the period - taking into account any changes in the net defined benefit liability (asset) during the period as a result of contribution and benefit payments.

Notes to the Accounts

- Remeasurements comprising:
 - the return on plan assets - excluding amounts included in net interest on the net defined benefit liability (asset) - charged to the Pensions Reserve as Other Comprehensive Income and Expenditure.
 - actuarial gains and losses - changes in the net pensions liability that arise because events have not coincided with assumptions made at the last actuarial valuation or because the actuaries have updated their assumptions - charged to the Pensions Reserve as Other Comprehensive Income and Expenditure.
- contributions paid to the Swansea Council pension fund - cash paid as employer's contributions to the pension fund in settlement of liabilities; not accounted for as an expense.

In relation to retirement benefits, statutory provisions require the General Fund balance to be charged with the amount payable by the Authority to the pension fund or directly to pensioners in the year, not the amount calculated according to the relevant accounting standards. In the Movement in Reserves Statement, this means that there are transfers to and from the Pensions Reserve to remove the notional debits and credits for retirement benefits and replace them with debits for the cash paid to the Pension Fund and pensioners and any such amounts payable but unpaid at the year-end. The negative balance that arises on the Pensions Reserve thereby measures the beneficial impact to the General Fund of being required to account for retirement benefits on the basis of cash flows rather than as benefits are earned by employees.

Discretionary Benefits

The Authority also has restricted powers to make discretionary awards of retirement benefits in the event of early retirements. Any liabilities estimated to arise as a result of an award to any member of staff (including teachers) are accrued in the year of the decision to make the award and accounted for using the same policies as are applied to the Local Government Pension Scheme. No such discretionary powers were used during the year.

viii. Events After the Balance Sheet Date

Events after the Balance Sheet date are those events, both favourable and unfavourable, that occur between the end of the reporting period and the date when the Statement of Accounts is authorised for issue. Two types of events can be identified:

- those that provide evidence of conditions that existed at the end of the reporting period - the Statement of Accounts is adjusted to reflect such events.
- those that are indicative of conditions that arose after the reporting period - the Statement of Accounts is not adjusted to reflect such events, but where a category of events would have a material effect, disclosure is made in the notes of the nature of the events and their estimated financial effect.

Notes to the Accounts

Events taking place after the date of authorisation for issue are not reflected in the Statement of Accounts.

ix. Financial Instruments

Financial Liabilities

Financial liabilities are recognised on the Balance Sheet when the Authority becomes a party to the contractual provisions of a financial instrument and are initially measured at fair value and are carried at their amortised cost. Annual charges to the Financing and Investment Income and Expenditure line in the Comprehensive Income and Expenditure Statement for interest payable are based on the carrying amount of the liability, multiplied by the effective rate of interest for the instrument. The effective interest rate is the rate that exactly discounts estimated future cash payments over the life of the instrument to the amount at which it was originally recognised.

For most of the borrowings that the Authority has, this means that the amount presented in the Balance Sheet is the outstanding principal repayable (plus accrued interest); and interest charged to the Comprehensive Income and Expenditure Statement is the amount payable for the year according to the loan agreement.

Where premiums and discounts have been charged to the Comprehensive Income and Expenditure Statement, regulations allow the impact on the General Fund Balance to be spread over future years. The Authority has a policy of spreading the gain or loss over the term that was remaining on the loan against which the premium was payable or discount receivable when it was repaid. The reconciliation of amounts charged to the Comprehensive Income and Expenditure Statement to the net charge required against the General Fund Balance is managed by a transfer to or from the Financial Instruments Adjustment Account in the Movement in Reserves Statement.

Financial Assets

Financial assets are classified based on a classification and measurement approach that reflects the business model for holding the financial assets and their cashflow characteristics.

There are three main classes of financial assets measured at:

- amortised cost,
- fair value through profit or loss, and
- fair value through other comprehensive income.

The Authority's business model is to hold investments to collect contractual cash flows. Financial assets are therefore classified as amortised cost, except for those whose contractual payments are not solely payment of principal and interest (i.e. where the cash flows do not take the form of a basic debt instrument).

Financial Assets Measured at Amortised Cost

Financial assets measured at amortised cost are recognised on the Balance Sheet when the Authority becomes a party to the contractual provisions of a financial instrument and are initially measured at fair value. They are subsequently measured at their amortised cost. Annual credits to the Financing and Investment Income and Expenditure line in the Comprehensive Income and Expenditure Statement for interest receivable are based on the carrying amount of the asset multiplied by the effective rate of interest for the instrument. For most of the financial assets held by the Authority, this means that the amount presented in the Balance Sheet is the outstanding principal receivable (plus accrued interest) and interest credited to the Comprehensive Income and Expenditure Statement is the amount receivable for the year in the loan agreement.

However, the Authority has made loans to voluntary organisations and third parties at less than market rates (soft loans). When soft loans are made, a loss is recorded in the Comprehensive Income and Expenditure Statement (debited to the appropriate service) for the present value of the interest that will be foregone over the life of the instrument, resulting in a lower amortised cost than the outstanding principal.

Interest is credited to the Financing and Investment Income and Expenditure line in the Comprehensive Income and Expenditure Statement at a marginally higher effective rate of interest than the rate receivable from the voluntary organisations, with the difference serving to increase the amortised cost of the loan in the Balance Sheet. Statutory provisions require that the impact of soft loans on the General Fund Balance is the interest receivable for the financial year - the reconciliation of amounts debited and credited to the Comprehensive Income and Expenditure Statement to the net gain required against the General Fund Balance is managed by a transfer to or from the Financial Instruments Adjustment Account in the Movement in Reserves Statement.

Any gains and losses that arise on the derecognition of a financial asset are credited or debited to the Financing and Investment Income and Expenditure line in the Comprehensive Income and Expenditure Statement.

Expected Credit Loss Model

The Authority recognises expected credit losses on all of its financial assets held at amortised cost, either on a 12-month or lifetime basis. The expected credit loss model also applies to lease receivables and contract assets. Only lifetime losses are recognised for trade receivables (debtors) held by the Authority.

Notes to the Accounts

Impairment losses are calculated to reflect the expectation that the future cash flows might not take place because the borrower could default on their obligations. Credit risk plays a crucial part in assessing losses. Where risk has increased significantly since an instrument was initially recognised, losses are assessed on a lifetime basis. Where risk has not increased significantly or remains low, losses are assessed on the basis of 12-month expected losses.

The Authority has a portfolio of a significant number of loans to local businesses. It does not have reasonable and supportable information that is available without undue cost or effort to support the measurement of lifetime expected losses on an individual instrument basis. It has therefore assessed losses for the portfolio on a collective basis.

Financial Assets Measured at Fair Value through Profit or Loss

Financial assets that are measured at fair value through profit or loss are recognised on the Balance Sheet when the Authority becomes a party to the contractual provisions of a financial instrument and are initially measured and carried at fair value. Fair value gains and losses are recognised as they arrive in the Surplus or Deficit on the Provision of Services.

The fair value measurements of the financial assets are based on the following techniques:

- instruments with quoted market prices - the market price.
- other instruments with fixed and determinable payments - discounted cash flow analysis.

The inputs to the measurement techniques are categorised in accordance with the following three levels:

- Level 1 inputs - quoted prices (unadjusted) in active markets for identical assets that the Authority can access at the measurement date.
- Level 2 inputs - inputs other than quoted prices included within Level 1 that are observable for the asset, either directly or indirectly.
- Level 3 inputs - unobservable inputs for the asset.

Any gains and losses that arise on the derecognition of the asset are credited or debited to the Financing and Investment Income and Expenditure line in the Comprehensive Income and Expenditure Statement.

Notes to the Accounts

x. Government Grants and Contributions

Whether paid on account, by instalments or in arrears, government grants and third party contributions and donations are recognised as due to the Authority when there is reasonable assurance that:

- the Authority will comply with the conditions attached to the payments, and
- the grants or contributions will be received.

Amounts recognised as due to the Authority are not credited to the Comprehensive Income and Expenditure Statement until conditions attached to the grant or contribution have been satisfied. Conditions are stipulations that specify that the future economic benefits or service potential embodied in the asset received in the form of the grant or contribution are required to be consumed by the recipient as specified, or future economic benefits or service potential must be returned to the transferor.

Monies advanced as grants and contributions for which conditions have not been satisfied are carried in the Balance Sheet as creditors. When conditions are satisfied, the grant or contribution is credited to the relevant service line (attributable revenue grants and contributions) or Taxation and Non-Specific Grant Income (non-ring fenced revenue grants and all capital grants) in the Comprehensive Income and Expenditure Statement.

Where capital grants are credited to the Comprehensive Income and Expenditure Statement, they are reversed out of the General Fund Balance in the Movement in Reserves Statement. Where the grant has yet to be used to finance capital expenditure, it is posted to the Capital Grants Unapplied Account. Where it has been applied, it is posted to the Capital Adjustment Account. Amounts in the Capital Grants Unapplied Account are transferred to the Capital Adjustment Account once they have been applied to fund capital expenditure.

xi. Heritage Assets

Heritage assets are assets with historical, artistic, scientific, technological, geophysical or environmental qualities that are held and maintained by the Authority, principally for their contribution to knowledge and culture.

Subject to specific requirements, Heritage Assets are accounted for in accordance with the Authority's policies of Property, Plant and Equipment (including the treatment of revaluation gains and losses and de minimis policy).

The Authority does not normally purchase fixed assets of a heritage nature; all assets disclosed have been donated into the Authority's possession. All assets are open to access by members of the public, with no restrictions other than those resulting from the normal operational limitations of venues (opening and closing times, and public safety).

Notes to the Accounts

Management of these assets is undertaken by designated specialists and other personnel employed by the Authority. These personnel are responsible for the maintenance of all historical records relating to the assets the Authority is in possession of, access to which can be granted through local arrangement. Any preservation works required, either enhancing or non-enhancing in nature, will be undertaken through the Authority's main capital program, with minor works undertaken ad-hoc per the standard Authority internal systems for revenue expenditure.

No heritage assets disposals are actively undertaken by the Authority. Under such circumstance that asset disposal is required, it shall be undertaken in accordance with the Authority's standard asset disposal procedures.

Valuation of heritage assets may be made by any method that is appropriate and relevant. The Authority's assets are mostly valued at insurance valuation and replacement cost (based on construction methods and materials used).

Depreciation is not required on heritage assets which have indefinite lives. Impairment reviews will only be carried out where there is reported physical deterioration or new doubts as to the authenticity of a heritage asset.

Where information on the cost or value is not available, and the cost of obtaining the information outweighs the benefits to users of the financial statements, the asset is not recognised on the balance sheet. Items such as Hafod Copperworks, memorials and some museum and library collections have been considered but not recognised as value/cost information is unavailable.

xii. Interests in Companies and Other Entities

The Authority has material interests in companies and other entities that have the nature of subsidiaries, associates and jointly controlled entities and require it to prepare group accounts. In the Authority's own single-entity accounts, the interests in companies and other entities are recorded as financial assets at cost, less any provision for losses.

xiii. Investment Property

Investment properties are those that are used solely to earn rentals and/or for capital appreciation. The definition is not met if the property is used in any way to facilitate the delivery of services or production of goods or is held for sale.

Notes to the Accounts

Investment properties are measured initially at cost (in accordance with the Council's de minimis policy for capitalisation as set out in note xvi) and subsequently at fair value, being the price that would be received to sell such an asset in an orderly transaction between market participants at the measurement date. As a non-financial asset, investment properties are measured at highest and best use. Investment properties are not depreciated but are revalued annually according to market conditions at the year-end. Gains and losses on revaluation are posted to the Financing and Investment Income and Expenditure line in the Comprehensive Income and Expenditure Statement. The same treatment is applied to gains and losses on disposal.

Rentals received in relation to investment properties are credited to the Financing and Investment Income line and result in a gain for the General Fund Balance. However, revaluation and disposal gains and losses are not permitted by statutory arrangements to have an impact on the General Fund Balance. The gains and losses are therefore reversed out of the General Fund Balance in the Movement in Reserves Statement and posted to the Capital Adjustment Account and (for any sale proceeds greater than £10,000) the Capital Receipts Reserve.

xiv. Jointly Controlled Operations and Jointly Controlled Assets

Jointly controlled operations are activities undertaken by the Authority in conjunction with other venturers that involve the use of assets and resources rather than the establishment of a separate entity. The Authority recognises on its Balance Sheet the assets that it controls and the liabilities that it incurs and debits and credits the Comprehensive Income and Expenditure Statement with the expenditure it incurs and the share of income it earns from the activity of the operation.

Jointly controlled assets are items of property, plant or equipment that are jointly controlled by the Authority and other venturers, with the assets being used to obtain benefits for the venturers. The joint venture does not involve the establishment of a separate entity. The Authority accounts for only its share of the jointly controlled assets, the liabilities and expenses that it incurs on its own behalf or jointly with others in respect of its interest in the joint venture and income that it earns from the venture.

xv. Leases

Leases are classified as finance leases where the terms of the lease transfer substantially all the risks and rewards incidental to ownership of the property, plant or equipment from the lessor to the lessee. All other leases are classified as operating leases.

Where a lease covers both land and buildings, the land and buildings elements are considered separately for classification.

Arrangements that do not have the legal status of a lease but convey a right to use an asset in return for payment are accounted for under this policy where fulfilment of the arrangement is dependent on the use of specific assets.

Notes to the Accounts

The Authority as Lessee

Finance Leases

Property, plant and equipment held under finance leases is recognised on the Balance Sheet at the commencement of the lease at its fair value measured at the lease's inception (or the present value of the minimum lease payments, if lower). The asset recognised is matched by a liability for the obligation to pay the lessor. Initial direct costs of the Authority are added to the carrying amount of the asset. Premiums paid on entry into a lease are applied to writing down the lease liability. Contingent rents are charged as expenses in the periods in which they are incurred.

Lease payments are apportioned between:

- a charge for the acquisition of the interest in the property, plant or equipment - applied to write down the lease liability, and
- a finance charge (debited to the Financing and Investment Income and Expenditure line in the Comprehensive Income and Expenditure Statement).

Property, Plant and Equipment recognised under finance leases is accounted for using the policies applied generally to such assets, subject to depreciation being charged over the lease term if this is shorter than the asset's estimated useful life (where ownership of the asset does not transfer to the Authority at the end of the lease period).

The Authority is not required to raise council tax to cover depreciation or revaluation and impairment losses arising on leased assets. Instead, a prudent annual contribution is made from revenue funds towards the deemed capital investment in accordance with statutory requirements. Depreciation and revaluation and impairment losses are therefore substituted by a revenue contribution in the General Fund Balance, by way of an adjusting transaction with the Capital Adjustment Account in the Movement in Reserves Statement for the difference between the two.

Operating Leases

Rentals paid under operating leases are charged to the Comprehensive Income and Expenditure Statement as an expense of the services benefiting from use of the leased property, plant or equipment. Charges are made on a straight-line basis over the life of the lease, even if this does not match the pattern of payments (e.g. there is a rent-free period at the commencement of the lease).

The Authority as Lessor

Finance Leases

Where the Authority grants a finance lease over a property or an item of plant or equipment, the relevant asset is written out of the Balance Sheet as a disposal. At the commencement of the lease, the carrying amount of the asset in the Balance Sheet (whether Property, Plant and Equipment or Assets Held for Sale) is written off to the Other Operating Expenditure line in the Comprehensive Income and Expenditure Statement as part of the gain or loss on disposal. A gain, representing the Authority's net investment in the lease, is credited to the same line in the Comprehensive Income and Expenditure Statement also as part of the gain or loss on disposal (i.e. netted off against the carrying value of the asset at the time of disposal), matched by a lease (long-term debtor) asset in the Balance Sheet.

Lease rentals receivable are apportioned between:

- a charge for the acquisition of the interest in the property - applied to write down the lease debtor (together with any premiums received), and
- finance income (credited to the Financing and Investment Income and Expenditure line in the Comprehensive Income and Expenditure Statement).

The gain credited to the Comprehensive Income and Expenditure Statement on disposal is not permitted by statute to increase the General Fund Balance and is required to be treated as a capital receipt. Where a premium has been received, this is posted out of the General Fund Balance to the Capital Receipts Reserve in the Movement in Reserves Statement. Where the amount due in relation to the lease asset is to be settled by the payment of rentals in future financial years, this is posted out of the General Fund Balance to the Deferred Capital Receipts Reserve in the Movement in Reserves Statement.

When the future rentals are received, the element for the capital receipt for the disposal of the asset is used to write down the lease debtor. At this point, the deferred capital receipts are transferred to the Capital Receipts Reserve.

The written-off value of disposals is not a charge against council tax, as the cost of non-current assets is fully provided for under separate arrangements for capital financing. Amounts are therefore appropriated to the Capital Adjustment Account from the General Fund Balance in the Movement in Reserves Statement.

Notes to the Accounts

Operating Leases

Where the Authority grants an operating lease over a property or an item of plant or equipment, the asset is retained in the Balance Sheet. Rental income is credited to the Other Operating Expenditure line in the Comprehensive Income and Expenditure Statement. Credits are made on a straight-line basis over the life of the lease, even if this does not match the pattern of payments (e.g. there is a premium paid at the commencement of the lease). Initial direct costs incurred in negotiating and arranging the lease are added to the carrying amount of the relevant asset and charged as an expense over the lease term on the same basis as rental income.

Most leases granted by the Authority as lessor relate to commercial properties.

xvi. Property, Plant and Equipment

Assets that have physical substance and are held for use in the production or supply of goods or services, for rental to others, or for administrative purposes and that are expected to be used during more than one financial year are classified as Property, Plant and Equipment.

Recognition

Expenditure on the acquisition, creation or enhancement of Property, Plant and Equipment is capitalised on an accruals basis, provided that it is probable that the future economic benefits or service potential associated with the item will flow to the Authority and the cost of the item can be measured reliably. Expenditure that maintains but does not add to an asset's potential to deliver future economic benefits or service potential (i.e. repairs and maintenance) is charged as an expense when it is incurred.

The Council maintains a de minimis value of £20,000 for any asset (or group of similar assets) to be capitalised within the General Fund.

Measurement

Assets are initially measured at cost, comprising:

- the purchase price,
- any costs attributable to bringing the asset to the location and condition necessary for it to be capable of operating in the manner intended by management.

The Authority does not capitalise borrowing costs incurred whilst assets are under construction.

Notes to the Accounts

The cost of assets acquired other than by purchase is deemed to be its fair value, unless the acquisition does not have commercial substance (i.e. it will not lead to a variation in the cash flows of the Authority). In the latter case, where an asset is acquired via an exchange, the cost of the acquisition is the carrying amount of the asset given up by the Authority.

Donated assets are measured initially at fair value. The difference between fair value and any consideration paid is credited to the taxation and non-specific grant income and expenditure line of the comprehensive income and expenditure statement, unless the donation has been made conditionally. Until conditions are satisfied, the gain is held in the donated assets account. Where gains are credited to the comprehensive income and expenditure statement, they are reversed out of the general fund balance to the capital adjustment account in the movement in reserves statement.

Assets are then carried in the Balance Sheet using the following measurement bases:

- infrastructure and community assets - depreciated historical cost,
- council dwellings - current value, determined using the basis of existing use value for social housing (EUV-SH),
- school buildings - current value, but because of their specialist nature, are measured at depreciated replacement cost which is used as an estimate of current value,
- surplus assets - the current value measurement base is fair value, estimated at highest and best use from a market participant's perspective,
- all other assets - current value, determined as the amount that would be paid for the asset in its existing use (existing use value - EUV).

Where there is no market-based evidence of current value because of the specialist nature of an asset, depreciated replacement cost (DRC) is used as an estimate of current value.

Where non-property assets that have short useful lives or low values (or both), depreciated historical cost basis is used as a proxy for current value.

Assets included in the Balance Sheet at current value are revalued sufficiently regularly to ensure that their carrying amount is not materially different from their current value at the year-end, but as a minimum every five years. Increases in valuations are matched by credits to the Revaluation Reserve to recognise unrealised gains. Exceptionally, gains might be credited to the Comprehensive Income and Expenditure Statement where they arise from the reversal of a loss previously charged to a service.

Where decreases in value are identified, they are accounted for as follows:

- for a balance of revaluation gains for the asset in the Revaluation Reserve, the carrying amount of the asset is written down against that balance (up to the amount of the accumulated gains).

Notes to the Accounts

- where there is no balance in the Revaluation Reserve or an insufficient balance, the carrying amount of the asset is written down against the relevant service line(s) in the Comprehensive Income and Expenditure Statement.

The Revaluation Reserve contains revaluation gains recognised since 1 April 2007 only, the date of its formal implementation. Gains arising before that date have been consolidated into the Capital Adjustment Account.

Impairment

Assets are assessed at each year-end as to whether there is any indication that an asset may be impaired. Where indications exist and any possible differences are estimated to be material, the recoverable amount of the asset is estimated and, where this is less than the carrying amount of the asset, an impairment loss is recognised for the shortfall.

Where impairment losses are identified, they are accounted for as follows:

- for a balance of revaluation gains for the asset in the Revaluation Reserve, the carrying amount of the asset is written down against that balance (up to the amount of the accumulated gains).
- where there is no balance in the Revaluation Reserve or an insufficient balance, the carrying amount of the asset is written down against the relevant service line(s) in the Comprehensive Income and Expenditure Statement.

Where an impairment loss is reversed subsequently, the reversal is credited to the relevant service line(s) in the Comprehensive Income and Expenditure Statement, up to the amount of the original loss, adjusted for depreciation that would have been charged if the loss had not been recognised.

Depreciation

Depreciation is provided for on all Property, Plant and Equipment assets by the systematic allocation of their depreciable amounts over their estimated useful lives. No charge is made for assets without a determinable finite useful life (i.e. freehold land and certain Community Assets) and assets that are not yet available for use (i.e. assets under construction). From 1st April 2017 the Authority charges depreciation based on opening balances.

Depreciation is calculated on the following bases:

- dwellings - straight-line allocation over the estimated useful life of the property (30 to 80 years),
- non traditional dwellings - straight-line allocation over the estimated useful life of the property (30 years),
- other buildings - straight-line allocation over the estimated useful life of the property and, where applicable, its significant components (1 to 60 years),
- vehicles, plant, furniture and equipment - straight line allocation over the estimated useful life of the asset (2 to 10 years),

Notes to the Accounts

- infrastructure / community assets - straight-line allocation over the estimated useful life of the asset (20 to 40 years),
- surplus assets - per original allocated estimated useful life from original categorisation unless indication of amendments required to this assessment is apparent.

Each accounting period the estimated useful life assigned to individual assets is assessed. Where there is evidence to indicate the departure from a standard useful life the asset's estimated useful life will be amended.

Component Accounting

In recognition that single assets may have a number of different components each having a different estimated useful life, two factors are taken into account to determine whether a separate valuation of components is to be recognised in the accounts in order to provide an accurate figure for depreciation of the Authority's other land and building assets revalued since 1st April 2010.

1. Suitability of assets.

To 31st March 2016, the Authority deemed assets revalued during the year to be of a suitable significant nature. Asset valuation therefore reflected assessment of component apportionment of Building Fabric 79%, Mechanical 13%, Electrical 8% and respective remaining estimated useful economic life. From 1st April 2016, the Authority has deemed assets revalued under the 5 year rolling programme to be apportioned between land and buildings.

2. Difference in rate of depreciation compared to the overall asset.

Only those elements that normally depreciate at a significantly different rate from the non land element as a whole, had been identified for componentisation. From 1st April 2016, the whole building element will be depreciated using the building fabric's useful life (unless evidence suggests this is to be amended).

Assets that fall below the de-minimis levels and tests above are disregarded for componentisation on the basis that any adjustment to depreciation charges would not result in a material mis-statement in the accounts.

Professional judgement will be used in establishing materiality levels: the significance of components and apportionment applied, useful lives, depreciation methods and apportioning asset values over recognised components.

Where there is a major refurbishment of an asset, a new valuation will be sought in the year of completion and a reassessment of the useful life.

Disposals and Non-Current Assets Held for Sale

When it becomes probable that the carrying amount of an asset will be recovered principally through a sale transaction rather than through its continuing use, it is reclassified as an Asset Held for Sale. The asset is revalued immediately before reclassification and then carried at the lower of this amount and fair value less costs to sell. Where there is a subsequent decrease to fair value less costs to sell, the loss is posted to the Other Operating Expenditure line in the Comprehensive Income and Expenditure Statement. Gains in fair value are recognised only up to the amount of any previous losses recognised in the Surplus or Deficit on Provision of Services. Depreciation is not charged on Assets Held for Sale.

If assets no longer meet the criteria to be classified as Assets Held for Sale, they are reclassified back to non-current assets and valued at the lower of their carrying amount before they were classified as held for sale, adjusted for depreciation, amortisation or revaluations that would have been recognised had they not been classified as Held for Sale, and their recoverable amount at the date of the decision not to sell.

When an asset is disposed of or decommissioned, the carrying amount of the asset in the Balance Sheet (whether Property, Plant and Equipment or Assets Held for Sale) is written off to the Other Operating Expenditure line in the Comprehensive Income and Expenditure Statement as part of the gain or loss on disposal. Receipts from disposals (if any) are credited to the same line in the Comprehensive Income and Expenditure Statement also as part of the gain or loss on disposal (i.e. netted off against the carrying value of the asset at the time of disposal). Any revaluation gains accumulated for the asset in the Revaluation Reserve are transferred to the Capital Adjustment Account.

Amounts received for a disposal in excess of £10,000 are categorised as capital receipts. Such receipts are required to be credited to the Capital Receipts Reserve, and can then only be used for new capital investment or set aside to reduce the Authority's underlying need to borrow (the capital financing requirement). Receipts are appropriated to the Reserve from the General Fund Balance in the Movement in Reserves Statement.

The written-off value of disposals is not a charge against council tax, as the cost of non current assets is fully provided for under separate arrangements for capital financing. Amounts are appropriated to the Capital Adjustment Account from the General Fund Balance in the Movement in Reserves Statement.

Notes to the Accounts

xvii. Provisions, Contingent Liabilities and Contingent Assets

Provisions

Provisions are made where an event has taken place that gives the Authority a legal or constructive obligation that probably requires settlement by a transfer of economic benefits or service potential, and a reliable estimate can be made of the amount of the obligation. For instance, the Authority may be involved in a court case that could eventually result in the making of a settlement or the payment of compensation.

Provisions are charged as an expense to the appropriate service line in the Comprehensive Income and Expenditure Statement in the year that the obligation arises, and are measured at the best estimate at the Balance Sheet date of the expenditure required to settle the obligation, taking into account relevant risks and uncertainties.

When payments are eventually made, they are charged to the provisions carried in the Balance Sheet. Estimated settlements are reviewed at the end of each financial year - where it becomes less than probable that a transfer of economic benefits will now be required (or a lower settlement than anticipated is made), the provision is reversed and credited back to the relevant service.

Where some or all of the payment required to settle a provision is expected to be recovered from another party (e.g. from an insurance claim), this is only recognised as income for the relevant service if it is virtually certain that reimbursement will be received if the Authority settles the obligation.

Provision for Back Pay Arising from Unequal Pay Claims

The Authority implemented an equal pay compliant pay and grading structure from 1st April 2014.

During 2022/23 the Council did not settle any unequal pay claims. In 2021/22 the Council settled one unequal pay claim totalling £1,432 (including payment to HMRC). These were funded from existing provisions.

Contingent Liabilities

A contingent liability arises where an event has taken place that gives the Authority a possible obligation whose existence will only be confirmed by the occurrence or otherwise of uncertain future events not wholly within the control of the Authority. Contingent liabilities also arise in circumstances where a provision would otherwise be made but either it is not probable that an outflow of resources will be required or the amount of the obligation cannot be measured reliably.

Notes to the Accounts

Contingent liabilities are not recognised in the Balance Sheet but disclosed in a note to the accounts.

Contingent Assets

A contingent asset arises where an event has taken place that gives the Authority a possible asset whose existence will only be confirmed by the occurrence or otherwise of uncertain future events not wholly within the control of the Authority.

Contingent assets are not recognised in the Balance Sheet but disclosed in a note to the accounts where it is probable that there will be an inflow of economic benefits or service potential.

xviii. Reserves

The Authority sets aside specific amounts as reserves for future policy purposes or to cover contingencies. Reserves are created by transferring amounts out of the General Fund Balance. When expenditure to be financed from a reserve is incurred, it is charged to the appropriate service in that year to score against the Surplus or Deficit on the Provision of Services in the Comprehensive Income and Expenditure Statement. The reserve is then appropriated back into the General Fund Balance so that there is no net charge against council tax for the expenditure.

Certain reserves are kept to manage the accounting processes for non-current assets, financial instruments, local taxation, retirement and employee benefits and do not represent usable resources for the Authority - these reserves are explained in the relevant policies.

xix. Revenue Expenditure Funded from Capital under Statute

Expenditure incurred during the year that may be capitalised under statutory provisions but that does not result in the creation of a non-current asset has been charged as expenditure to the relevant service in the Comprehensive Income and Expenditure Statement in the year. Where the Authority has determined to meet the cost of this expenditure from existing capital resources or by borrowing, a transfer in the Movement in Reserves Statement from the General Fund Balance to the Capital Adjustment Account then reverses out the amounts charged so that there is no impact on the level of council tax.

xx. VAT

VAT payable is included as an expense only to the extent that it is not recoverable from Her Majesty's Revenue and Customs (HMRC). VAT receivable is excluded from income.

Notes to the Accounts

The Authority undertakes an annual review of its de-minimus VAT position under s33 of the VAT Act 1993 as required by HMRC. For the year ended 31st March 2023 the Authority believes that it will be below the de-minimus level in respect of exempt related input tax and hence will be entitled to recovery of input tax in full.

xxi. Fair Value Measurement of non-financial assets

The Authority's accounting policy for fair value measurement of financial assets is set out in note ix. The Authority also measures some of its non-financial assets such as surplus assets and investment properties and some of its financial instruments such as equity shareholdings at fair value at each reporting date. Fair value is the price that would be received to sell an asset in an orderly transaction between market participants at the measurement date. The fair value measurement assumes that the transaction to sell the asset takes place either :

- a) in the principal market for the asset, or
- b) in the absence of a principal market, in the most advantageous market for the asset.

The Authority measures the fair value of an asset using the assumptions that market participants would use when pricing the asset, assuming that market participants act in their economic best interest.

When measuring the fair value of a non-financial asset, the authority takes into account a market participant's ability to generate economic benefits by using the asset in its highest and best use or by selling it to another market participant that would use the asset in its highest and best use.

The Authority uses valuation techniques that are appropriate in the circumstances and for which sufficient data is available, maximising the use of relevant observable inputs and minimising the use of unobservable inputs.

Inputs to the valuation techniques in respect of assets for which fair value is measured or disclosed in the authority's financial statements are categorised within the fair value hierarchy, as follows:

Level 1 - quoted prices (unadjusted) in active markets for identical assets that the authority can access at the measurement date,

Level 2 - inputs other than quoted prices included within Level 1 that are observable for the asset, either directly or indirectly,

Level 3 - unobservable inputs for the asset.

xxii. Group Accounting Policies

The accounting policies for both City and County of Swansea and City and County of Swansea Group are materially aligned except for the valuation of assets in respect of the Wales National Pool Swansea. The assets of the Wales National Pool Swansea have been valued on a different basis within the company's accounts to that used by the Council for assets of this nature. For the purposes of the Group accounts, the National Pool has been separately valued by the Council in accordance with its own accounting policies. Full disclosure of the different valuations have been included on page 125 to the financial statements.

2. Accounting standards that have been issued but have not yet been adopted

The Code of Practice on Local Authority Accounting in the United Kingdom 2022/23 (the Code) has introduced accounting policy changes in relation to the following:

- a) Definition of Accounting Estimates (Amendments to IAS 8).
- b) Disclosure of Accounting Policies (Amendments to IAS 1 and IFRS Practice Statement 2).
- c) Deferred Tax related to Assets and Liabilities arising from a Single Transaction (Amendments to IAS 12).
- d) Updating a Reference to the Conceptual Framework (Amendments to IFRS 3).

The adoption of the accounting standards mentioned above may incur amendments that can be made retrospectively by prior period restatement (if possible) or through the adjustment of opening balances as at 1st April 2023.

Opening balances will be adjusted in the Authority and Group Accounts where the changes are material.

Accounting policy changes that are material will require the Authority to publish a third Balance Sheet for the beginning of the earliest comparative period for the Authority and Group Accounts.

None of these disclosures are expected to have a material impact on the Council.

3. Critical judgements in applying accounting policies

In applying the accounting policies set out in note 1, the Authority has had to make certain judgements about complex transactions or those involving uncertainty about future events.

The critical judgements made in the Statement of Accounts are:-

- The medium term financial plan approved by the Authority on 2nd March 2023 detailed significant ongoing uncertainty over forecast revenue funding shortfalls over the medium term. Indications were that there were a range of scenarios for funding which range from significant real terms reductions in support to broadly maintained real terms support from Central Government from 2023/24 onwards, following the national Spending Review. Spending and funding assumptions were set before the ongoing full substantial economic scale of recovery from the Covid 19 pandemic was fully clear. Prolonged and elevated inflationary, interest rate and supply side pressures mean risks are increasingly on the downside. Whilst the Authority will consider future spending plans in line with projected funding announcements there is no indication at present that any of the assets of the Authority may be impaired as a result of a need to change the level of service provision. There is however material uncertainty over this assumption.
- It remains not entirely clear as to the scale of additional spending, the loss of income, and now increasingly the wider economic spillover effects especially in inflation, interest rate and supply side shocks. The impact was directly and markedly less financially material on the 2022/23 accounts. Residual covid disclosures on funding and reimbursement are retained for 2022/23 but then expected to be discontinued thereafter as national support schemes have ended.
- The Authority implemented an equality compliant pay and grading structure for its employees from 1st April 2014. The Authority continues to face a very small and dwindling residual number of claims from past and existing employees based on previous equal pay claim grounds. In light of recent issues at Birmingham Council, and others, in line with the rest of local government this Council is currently reassessing its risks here. In determining the extent of the possible resources to be set aside the Authority has made assumptions regarding the number of potential claimants and the potential value of their respective claims. The Authority is confident that it has sufficient resource to meet the remaining and potentially new liabilities (should any be established) arising from equal pay issues.
- In line with accounting standards the Authority has made a significant provision in respect of final remedial work and future maintenance/monitoring of its major waste disposal site at Tir John. Assumptions regarding remediation and aftercare costs have been based on legal requirements to monitor the site for a period of 60 years following closure and have been calculated taking into account commitments currently within the Council's Capital Programme.

Notes to the Accounts

- The Government has made fundamental changes in respect of the provision of public sector pensions. Changes to employer contribution rates in the Teachers' Pension Scheme rose to 23.68% from September 2019. Welsh Government block grant has helped alleviate this substantial pressure in 2019/20 and 2020/21. We await the detail of the 2023 quadrennial revaluation but note HM Treasury assurances in the Budget that state funded schools will be recompensed for expected increased costs, albeit that will be via Barnett consequentials to Wales in due course. A re-modelled Local Government Pension scheme was introduced from 1st April 2014 but there is no indication that the finances of the Authority will be adversely affected by any of the changes. The LGPS triennial valuation in 2022 has confirmed the affordability of future contribution rates. The 2022 revaluation results confirmed the expected strong investment returns were achieved and were especially beneficial to our funding position, and indeed we are now fully funded as a scheme at 31 March 2023, and there are reductions in employer contributions in future budgets from 2023/24 onwards. There remains residual uncertainty as to the impact of the UK Government recompensing scheme members for the McCloud judgement in practice (although now finally reaching a conclusion on the compensation regulations in 2023/24) and a prudent sum has been factored in by the actuary in the valuation results for the pension fund and individual employer contribution rates.
- The Authority undertook a fundamental review in 2012/13 of its Schools portfolio with a view to both rationalising and significantly improving the quality of school premises available across the City and County (21st Century Schools Programme). In the light of this scheme and the outline timescale for implementation, the useful lives of some school buildings have been re-evaluated and considerably reduced from that previously used. The effect of this is to accelerate residual depreciation affecting both the Comprehensive Income and Expenditure Statement and the net book value as shown on the Balance Sheet. As the Schools Programme has progressed there has been further re-evaluations however there are no adjustments in 2022/23.

4. Assumptions made about the future and other major sources of estimation uncertainty

The Statement of Accounts contains estimated figures that are based on assumptions made by the Authority about the future or that are otherwise uncertain. Estimates are made taking into account historical experience, current trends and other relevant factors. The assumptions and other sources of estimation uncertainty disclosed relate to the estimates that require the Authority's most difficult, subjective or complex judgements. As the number of variables and assumptions affecting the possible future resolution of the uncertainties increases, those judgements become more subjective and complex. As a result, balances cannot be determined with certainty and actual results could be materially different from the assumptions and estimates.

Notes to the Accounts

The items in the Authority's Balance Sheet as at 31st March 2023 for which there is a significant risk of material adjustment in the forthcoming year are as follows:-

Item	Uncertainties	Effect if actual results differ from assumptions
Property, Plant and Equipment	<p>Assets are depreciated over useful lives that are dependant upon assumptions over the specific life expectancy of those assets. As stated in note 3 a review has been undertaken of a significant number of school buildings and in particular the impact of the Council's strategic 21st Century Schools Programme plan for asset replacement.</p> <p>In addition revised useful lives have been applied to a number of assets in the interim, in line with professional judgement.</p>	<p>To the extent that useful lives have been determined inappropriately the result could be:-</p> <p>a) In the event of a further reduction in useful lives there would be an additional charge to revenue and a reduction in the carrying value of the asset.</p> <p>b) In the event that useful lives have been underestimated this would result in a substantially reduced revenue charge and an increase in the carrying value of such assets as and when the useful life is deemed to be extended.</p> <p>In any event the effect of depreciation is reversed out of the Comprehensive Income and Expenditure Statement to have nil effect on the Council taxpayer.</p>
Provisions	<p>The Authority has made a significant capital provision for the future remediation and maintenance of major land refuse disposal sites. Uncertainty arises because of the 60 year timescale for liability on this issue.</p>	<p>Any shortfall in future years will have to be funded via the capital programme.</p>

Notes to the Accounts

Item	Uncertainties	Effect if actual results differ from assumptions
Pension liabilities	<p>The Authority's share of the Local Government pension fund liability as at 31st March 2023 is £76.193m. However, the fund is subject to a triennial valuation which at present reviews the level of employers contributions in order to ensure the long term sustainability of the fund. Changes to the Local Government Pension Scheme introduced on 1st April 2014 were designed to ensure the long term affordability of the scheme.</p>	<p>The Pension Fund is designed to be sustainable over the long term and it is unlikely that there will be any significant short term impact on the Authority's finances arising from any assumptions currently made or decisions that are likely in the coming financial year.</p>
Insurance Provisions and Reserves	<p>The Authority has set aside provisions to meet contractual excess amounts from known and existing insurance claims. In deciding the level of provision to make in respect of ongoing claims, the Authority has taken advice from its legal advisers and/or its contracted loss adjusters. The Authority also maintains an insurance reserve which is used to meet the cost of future unforeseen events based on previous experience.</p>	<p>Should the sums set aside prove insufficient to meet these payments there would be an immediate revenue effect in the year that the available sums were exhausted. Equally, the Authority regularly reviews the level of both provisions and reserves with a view to releasing funds back to revenue if appropriate.</p>

Notes to the Accounts

Item	Uncertainties	Effect if actual results differ from Assumptions
Fair value measurements	<p>When the fair values of financial assets and financial liabilities cannot be measured based on quoted prices in active markets (i.e. Level 1 inputs), their fair value is measured using valuation techniques (e.g. quoted prices for similar assets or liabilities in active markets or the discounted cash flow (DCF) model).</p> <p>Where possible, the inputs to these valuation techniques are based on observable data, but where this is not possible judgement is required in establishing fair values. These judgements typically include considerations such as uncertainty and risk. However, changes in the assumptions used could affect the fair value of the Authority's assets and liabilities.</p> <p>Where Level 1 inputs are not available, the Authority employs experts to identify the most appropriate valuation techniques to determine fair value (for example for surplus assets and investment properties, the Authority's internal property valuation team).</p> <p>Information about the valuation techniques and inputs used in determining the fair value of the Authority's assets and liabilities is disclosed in notes:</p> <p>14. Non-operational PPE (Surplus Assets) 16. Investment Properties 17. Financial Instruments</p>	<p>The authority uses the discounted cash flow (DCF) model to measure the fair value of some of its financial assets / liabilities.</p> <p>The significant unobservable inputs used in the fair value measurement include assumptions regarding rent levels, vacancy levels (for investment properties), investment yields and discount rates - for some financial assets.</p> <p>Significant changes in any of the unobservable inputs would result in a significantly lower or higher fair value measurement for the surplus assets, investment properties and financial assets.</p>

Notes to the Accounts

5. Material items of income and expense

The Authority does not have any items of material income and expenditure to report that requires additional information in 2021/22 or 2022/23.

6) Note to the Expenditure and Funding Analysis

Adjustments between Funding and Accounting Basis 2022/23						
Adjustments from General Fund to arrive at the Comprehensive Income and Expenditure Statement amounts	Adjustments for Capital Purposes (Note 1) £'000	Net Change for Pension Adjustments (Note 2) £'000	Other Statutory Adjustments (Note 3) £'000	Total Statutory Adjustments £'000	Other (Non-statutory) Adjustments (Note 4) £'000	Total Adjustments £'000
Corporate Services	2,701	2,775	33	5,509	-39	5,470
Finance	-618	-74	242	-450	-22,577	-23,027
Social Services	1,399	10,410	245	12,054	0	12,054
Education	31,147	5,602	1,180	37,929	54	37,983
Place	39,131	11,203	163	50,497	3,159	53,656
Housing Revenue Account (HRA)	35,920	1,644	-117	37,447	0	37,447
Net Cost of Services	109,680	31,560	1,746	142,986	-19,403	123,583
Other income and expenditure from the Expenditure and Funding Analysis	-105,147	18,530	49	-86,568	19,403	-67,165
Difference between General Fund Surplus or Deficit and Comprehensive Income and Expenditure Statement Surplus or Deficit on the Provision of Services	4,533	50,090	1,795	56,418	0	56,418

Notes to the Accounts

Adjustments between Funding and Accounting Basis 2021/22						
Adjustments from General Fund to arrive at the Comprehensive Income and Expenditure Statement amounts	Adjustments for Capital Purposes (Note 1) £'000	Net Change for Pension Adjustments (Note 2) £'000	Other Statutory Adjustments (Note 3) £'000	Total Statutory Adjustments £'000	Other (Non-statutory) Adjustments (Note 4) £'000	Total Adjustments £'000
Corporate Services	2,150	4,218	-71	6,297	0	6,297
Finance	19,414	885	-99	20,200	-23,096	-2,896
Social Services	2,146	13,424	-314	15,256	0	15,256
Education	20,249	8,736	-738	28,247	54	28,301
Place	52,100	15,160	-394	66,866	4,741	71,607
Housing Revenue Account (HRA)	5,540	2,296	-35	7,801	0	7,801
Net Cost of Services	101,599	44,719	-1,651	144,667	-18,301	126,366
Other income and expenditure from the Expenditure and Funding Analysis	-125,538	19,640	-58	-105,956	18,301	-87,655
Difference between General Fund Surplus or Deficit and Comprehensive Income and Expenditure Statement Surplus or Deficit on the Provision of Services	-23,939	64,359	-1,709	38,711	0	38,711

Notes to the Accounts

Adjustments for Capital Purposes

- 1) Adjustments for capital purposes - this column adds in depreciation and impairment and revaluation gains and losses in the service line, and for:
 - **Other operating expenditure** - adjusts for capital disposals with a transfer of income on disposal of assets and the amounts written off for those assets.
 - **Financing and investment income and expenditure** - the statutory charges for capital financing i.e. Minimum Revenue Provision (MRP) and other revenue contributions are deducted from other income and expenditure as these are not chargeable under generally accepted accounting practices.
 - **Taxation and non-specific grant income and expenditure** - capital grants are adjusted for income not chargeable under generally accepted accounting practices. Revenue grants are adjusted from those receivable in the year to those receivable without conditions or for which conditions were satisfied throughout the year. The Taxation and Non Specific Grant Income and Expenditure line is credited with capital grants receivable in the year without conditions or for which conditions were satisfied in the year.

Net Change for Pension Adjustments

- 2) Net change for the removal of pension contributions and the addition of IAS19 Employee Benefits pension related expenditure and income:

For **services** this represents the removal of the employer pension contributions made by the Authority as allowed by statute and the replacement with current service costs and past service costs.

For **Financing and investment income and expenditure** - the net interest on the defined benefit liability is charged to the Comprehensive Income and Expenditure Statement.

Other Statutory Adjustments

- 3) Other statutory adjustments between amounts debited/credited to the Comprehensive Income and Expenditure Statement and amounts payable/receivable to be recognised under statute:

For **Financing and investment income and expenditure** the other statutory adjustments column recognises adjustments to the General Fund for the timing differences for premiums and discounts.

The charge under **Taxation and non-specific grant income and expenditure** represents the difference between what is chargeable under statutory regulations for council tax and NDR that was projected to be received at the start of the year and the income recognised under generally accepted accounting practices in the Code. This is a timing difference as any difference will be brought forward in future Surpluses or Deficits on the Collection Fund.

Other Non-statutory Adjustments

- 4) Other non-statutory adjustments represent amounts debited/credited to service segments which need to be adjusted against the 'Other income and expenditure from the Expenditure and Funding Analysis' line to comply with the presentational requirements in the Comprehensive Income and Expenditure Statement:

For **Financing and investment income and expenditure** the other non-statutory adjustments column recognises adjustments to service segments e.g. for interest income and expenditure and changes in the fair values of investment properties.

For **Taxation and non-specific grant income and expenditure** the other non-statutory adjustments column recognises adjustments to service segments e.g. for unringfenced government grants.

Notes to the Accounts

7. Expenditure and Income Analysed by Nature

The Authority's expenditure and income is analysed as follows:

Expenditure/Income	2021/22 £'000	2022/23 £'000
Expenditure		
Employee expenses	428,714	471,581
Premises	53,950	56,559
Transport	29,396	34,455
Supplies & Services	126,841	156,817
Other Costs	243,104	240,618
Depreciation, amortisation and impairment	87,512	103,671
Interest payments	24,335	25,113
Precepts and levies	42,909	44,808
Gain or loss on the disposal of assets	-153	1,875
Total expenditure	1,036,608	1,135,497
Income		
Fees, charges and other service income	-251,036	-286,176
Interest and investment income	-230	-4,280
Income from council tax	-137,731	-143,425
Government grants and contributions	-650,080	-627,993
Total income	-1,039,077	-1,061,874
Surplus(-) or Deficit on the Provision of Services	-2,469	73,623

The £286.176m (21/22 £251.036m) of fees, charges and other service income reported in the Comprehensive Income and Expenditure Statement includes £218.831m (21/22 £197.475m) of revenue recognised from contracts with service recipients.

8. Adjustments Between Accounting Basis and Funding Basis Under Regulations

This note details the adjustments that are made to the total Comprehensive Income and Expenditure recognised by the Authority in the year in accordance with proper accounting practice to arrive at the resources that are specified by statutory provisions as being available to the Authority to meet future capital and revenue expenditure.

The following sets out a description of the reserves that the adjustments are made against.

General Fund Balance

The General Fund is the statutory fund into which all the receipts of an Authority are required to be paid and out of which all liabilities of the Authority are to be met, except to the extent that statutory rules might provide otherwise. These rules can also specify the financial year in which liabilities and payments should impact on the General Fund Balance, which is not necessarily in accordance with proper accounting practice. The General Fund Balance therefore summarises the resources that the Council is statutorily empowered to spend on its services or on capital investment (or the deficit of resources that the Council is required to recover) at the end of the financial year.

Notes to the Accounts

Housing Revenue Account Balance

The Housing Revenue Account Balance reflects the statutory obligation to maintain a revenue account for local authority council housing provision in accordance with Part VI of the Local Government and Housing Act 1989. It contains the balance of income and expenditure as defined by the 1989 Act that is available to fund future expenditure in connection with the Council's landlord function or (where in deficit) that is required to be recovered from tenants in future years.

Capital Receipts Reserve

The Capital Receipts Reserve holds the proceeds from the disposal of land or other assets, which are restricted by statute from being used other than to fund new capital expenditure or to be set aside to finance historical capital expenditure. The balance on the reserve shows the resources that have yet to be applied for these purposes at the year-end.

Capital Grants Unapplied

The Capital Grants Unapplied Account (Reserve) holds the grants and contributions received towards capital projects for which the Council has met the conditions that would otherwise require repayment of the monies but which have yet to be applied to meet expenditure. The balance is restricted by grant terms as to the capital expenditure against which it can be applied and/or the financial year in which this can take place.

2022/23				
	Usable Reserves			
	General Fund Balance £'000	Housing Revenue Account £'000	Capital Receipts Reserve £'000	Capital Grants Unapplied £'000
Adjustments to the Revenue Resources				
Amounts by which income and expenditure included in the Comprehensive Income and Expenditure Statement are different from revenue for the year calculated in accordance with statutory requirements:				
- Pensions costs (transferred to (or from) the Pensions Reserve)	47,520	2,570	0	0
- Financial instruments (transferred to the Financial Instruments Adjustments Account)	35	0	0	0
- Holiday pay (transferred to the Accumulated Absences Reserve)	1,924	-117	0	0

Notes to the Accounts

2022/23				
	Usable Reserves			
	General Fund Balance £'000	Housing Revenue Account £'000	Capital Receipts Reserve £'000	Capital Grants Unapplied £'000
Reversal of entries included in the Surplus or Deficit on the Provision of Services in relation to capital expenditure (these items are charged to the Capital Adjustment Account):	31,278	17,763	0	-8,240
Total Adjustments to Revenue Resources	80,757	20,216	0	-8,240
Adjustments between Revenue and Capital Resources				
Transfer of non-current asset sale proceeds from revenue to the Capital Receipts Reserve	1,875	0	10,213	0
Statutory provision for the repayment of debt (transfer from the Capital Adjustment Account)	-14,315	-3,715	0	0
Capital expenditure financed from revenue balances (transfer to the Capital Adjustment Account)	-6,609	-21,791	0	0
Total Adjustments between Revenue and Capital Resources	-19,049	-25,506	10,213	0
Adjustments to Capital Resources				
Use of Capital Receipts Reserve to finance capital expenditure	0	0	-7,090	0
Total Adjustments to Capital Resources	0	0	-7,090	0
Total Adjustments	61,708	-5,290	3,123	-8,240

Notes to the Accounts

2021/22 Comparative Figures

	Usable Reserves			
	General Fund Balance £'000	Housing Revenue Account £'000	Capital Receipts Reserve £'000	Capital Grants Unapplied £'000
Adjustments to the Revenue Resources				
Amounts by which income and expenditure included in the Comprehensive Income and Expenditure Statement are different from revenue for the year calculated in accordance with statutory requirements:				
- Pensions costs (transferred to (or from) the Pensions Reserve)	61,081	3,278	0	0
- Financial instruments (transferred to the Financial Instruments Adjustments Account)	-75	0	0	0
- Holiday pay (transferred to the Accumulated Absences Reserve)	-1,550	-35	0	0
Reversal of entries included in the Surplus or Deficit on the Provision of Services in relation to capital expenditure (these items are charged to the Capital Adjustment Account):	30,149	-4,817	0	3,611
Total Adjustments to Revenue Resources	89,605	-1,574	0	3,611
Adjustments between Revenue and Capital Resources				
Transfer of non-current asset sale proceeds from revenue to the Capital Receipts Reserve	-153	0	5,263	0
Statutory provision for the repayment of debt (transfer from the Capital Adjustment Account)	-13,250	-3,657	0	0
Capital expenditure financed from revenue balances (transfer to the Capital Adjustment Account)	-4,136	-28,124	0	0
Total Adjustments between Revenue and Capital Resources	-17,539	-31,781	5,263	0

Notes to the Accounts

2021/22 Comparative Figures				
	Usable Reserves			
	General Fund Balance £'000	Housing Revenue Account £'000	Capital Receipts Reserve £'000	Capital Grants Unapplied £'000
Adjustments to Capital Resources				
Use of Capital Receipts Reserve to finance capital expenditure	0	0	-5,877	0
Total Adjustments to Capital Resources	0	0	-5,877	0
Total Adjustments	72,066	-33,355	-614	3,611

9. Events After the Balance Sheet Date

Events after the Balance Sheet date are those events, both favourable and unfavourable, that occur between the end of the reporting period and the date when the Statement of Accounts is authorised for issue.

Two types of events can be identified:

- those that provide evidence of conditions that existed at the end of the reporting period - the Statement of Accounts is adjusted to reflect such events.

- those that are indicative of conditions that arose after the reporting period - the Statement of Accounts is not adjusted to reflect such events, but where a category of events would have a material effect, disclosure is made in the notes of the nature of the events and their estimated financial effect.

Notes to the Accounts

10. Movements In Earmarked Reserves

This note sets out the amounts set aside from the General Fund and HRA balances in earmarked reserves to provide financing for future expenditure plans and the amounts posted back from earmarked reserves to meet General Fund and HRA expenditure in 2022/23.

	Balance at 1st April 2021 £'000	Transfers Out 2021/22 £'000	Transfers In 2021/22 £'000	Balance at 31st March 2022 £'000	Transfers Out 2022/23 £'000	Transfers In 2022/23 £'000	Balance at 31st March 2023 £'000
General Fund:							
Balances held by schools under the scheme of delegation	20,780	0	7,611	28,391	-8,292	55	20,155
Primary School Sickness Scheme Reserve	315	-315	308	308	0	45	353
Information technology reserves	7,845	-268	5,118	12,695	-640	4,519	16,574
Development reserves	4,851	-67	122	4,906	0	217	5,123
Insurance reserves	16,989	-34	822	17,777	0	2,650	20,427
Restructuring Costs reserve	3,000	-203	203	3,000	-200	0	2,800
Contingency Fund reserve	10,000	-20,205	14,760	4,554	-8,285	3,731	0
Recovery Fund reserve	20,000	-6,993	26,060	39,068	-13,306	5,247	31,008
Other earmarked revenue reserves	26,277	-3,367	10,486	33,396	-5,913	4,584	32,067
Revenue reserve earmarked to fund future capital expenditure	24,453	-3,086	11,233	32,600	-15,670	8,884	25,814
Total	134,510	-34,538	76,723	176,695	-52,306	29,932	154,321
HRA:							
Housing Revenue Account	6,244	-1,005	0	5,239	0	5,169	10,408
Total	6,244	-1,005	0	5,239	0	5,169	10,408

Notes to the Accounts

11. Other Operating Expenditure

2021/22 £'000		2022/23 £'000
1,641	Community Council precepts	1,697
27,060	South Wales Police Authority precept	28,131
14,209	Levies and Contributions	14,980
-153	Gains(-)/losses on the disposals of non-current assets	1,875
42,757		46,683

12. Financing and Investment Income and Expenditure

2021/22				2022/23		
Gross Exp £'000	Gross Income £'000	Net Exp £'000		Gross Exp £'000	Gross Income £'000	Net Exp £'000
24,335	0	24,335	Interest payable and similar charges	25,113	0	25,113
49,830	-30,190	19,640	Net interest on the net defined benefit liability/asset(-)	62,240	-43,710	18,530
0	-230	-230	Interest receivable and similar income	0	-4,280	-4,280
2,748	-6,619	-3,871	Income and expenditure in relation to investment properties and changes in their fair value	2,537	-8,662	-6,125
1,279	0	1,279	Impairment losses	-1,827	0	-1,827
78,192	-37,039	41,153		88,063	-56,652	31,411

The income generated from investment properties during the year amounted to £4.466m (2021/22 £5.908m) and changes to the fair value of investment properties amounted to £2.987m (2021/22 -£0.905m).

13. Taxation and Non Specific Grant Income

2021/22 £'000		2022/23 £'000
-137,731	Council tax income (note 37)	-143,425
-82,917	Non domestic rates	-89,167
-274,282	Non-ringfenced government grants	-297,425
-66,378	Capital grants and contributions	-58,737
-2,753	Covid-19 Council tax loss support grant	0
-564,061		-588,754

Notes to the Accounts

14. Property, Plant and Equipment

Movements in 2022/23:							
	Council Dwellings £'000	Other Land and Buildings £'000	Vehicles, Plant, Furniture & Equipment £'000	Community Assets £'000	Surplus Assets £'000	Assets Under Construction £'000	Total Property, Plant and Equipment £'000
Cost or valuation							
At 1 April 2022	525,129	850,543	42,639	19,473	80,235	73,298	1,591,317
Additions (Cap Exp)	37,858	18,895	4,242	225	3,503	27,656	92,379
Other additions and adjustments	0	638	803	0	292	0	1,733
Revaluation increases / decreases(-) recognised in the Revaluation Reserve	-25,865	-81,185	0	0	1,038	0	-106,012
Revaluation increases / decreases(-) recognised in the Surplus/Deficit on the Provision of Services	-26,737	-12,782	0	0	-3,445	0	-42,964
Impairment losses recognised in the Revaluation Reserve	0	0	0	0	0	0	0
Impairment losses recognised in the Surplus/Deficit on the Provision of Services	0	0	0	0	0	0	0
Derecognition - disposals	0	-6,956	-217	0	-4,764	0	-11,937
Assets reclassified to/from Held for Sale	0	0	0	0	0	0	0

Notes to the Accounts

Movements in 2022/23 (continued):

	Council Dwellings £'000	Other Land and Buildings £'000	Vehicles, Plant, Furniture & Equipment £'000	Community Assets £'000	Surplus Assets £'000	Assets Under Construction £'000	Total Property, Plant and Equipment £'000
Assets under construction reclassified	8,224	23,566	63	7	-359	-31,535	-34
Other reclassifications	41	-1,201	0	0	1,240	0	80
At 31 March 2023	518,650	791,518	47,530	19,705	77,740	69,419	1,524,562
Accumulated Depreciation and Impairment							
At 1 April 2022	0	-12,282	-21,145	-7,770	-1,020	-39	-42,256
Depreciation charge	-9,245	-31,301	-5,545	-388	-1,156	0	-47,635
Depreciation written out to the Revaluation Reserve	31,721	39,606	0	0	1,440	0	72,767
Depreciation written out to the Surplus/Deficit on the Provision of Services	142	2,084	0	0	529	0	2,755
Impairment losses recognised in the Revaluation Reserve	0	0	0	0	0	0	0
Impairment losses recognised in the Surplus/Deficit on the Provision of Services	0	0	0	0	0	0	0
Derecognition - disposals	0	2	217	0	49	0	268
Other movements in depreciation and impairment	-27	134	0	0	-130	23	0
At 31 March 2023	22,591	-1,757	-26,473	-8,158	-288	-16	-14,101
Net Book Value							
At 1 April 2022	525,129	838,261	21,494	11,703	79,215	73,259	1,549,061
At 31 March 2023	541,241	789,761	21,057	11,547	77,452	69,403	1,510,461

Notes to the Accounts

Comparative Movements in 2021/22:

	Council Dwellings £'000	Other Land and Buildings £'000	Vehicles, Plant, Furniture & Equipment £'000	Community Assets £'000	Surplus Assets £'000	Assets Under Construction £'000	Total Property, Plant and Equipment £'000
Cost or valuation							
At 1 April 2021	432,406	714,971	36,265	15,989	85,472	134,502	1,419,605
Additions (Cap Exp)	36,517	41,675	8,274	1,538	3,347	29,085	120,436
Other additions and adjustments	0	152	2,526	0	77	0	2,755
Revaluation increases / decreases(-) recognised in the Revaluation Reserve	50,369	46,052	0	0	4,922	0	101,343
Revaluation increases / decreases(-) recognised in the Surplus/Deficit on the Provision of Services	10	-28,088	-3,600	-85	-7,014	0	-38,777
Impairment losses recognised in the Revaluation Reserve	0	0	0	0	0	0	0
Impairment losses recognised in the Surplus/Deficit on the Provision of Services	0	-1,366	-196	-93	-22	0	-1,677
Derecognition - Disposals	0	-1,174	-1,210	0	-4,266	0	-6,650
Assets reclassified to/from Held for Sale	0	0	0	0	-350	0	-350
Assets under construction reclassified	4,145	77,553	1,017	2,077	53	-90,289	-5,444
Other reclassifications	1,682	768	-437	47	-1,984	0	76
At 31 March 2022	525,129	850,543	42,639	19,473	80,235	73,298	1,591,317

Notes to the Accounts

Comparative Movements in 2021/22 (continued):							
	Council Dwellings £'000	Other Land and Buildings £'000	Vehicles, Plant, Furniture & Equipment £'000	Community Assets £'000	Surplus Assets £'000	Assets Under Construction £'000	Total Property, Plant and Equipment £'000
Accumulated Depreciation and Impairment							
At 1 April 2021	-7,160	-43,384	-21,534	-7,382	-1,579	-16	-81,055
Depreciation charge	-7,177	-24,795	-3,979	-388	-1,227	0	-37,566
Depreciation written out to the Revaluation Reserve	14,384	55,018	0	0	3,164	0	72,566
Depreciation written out to the Surplus/Deficit on the Provision of Services	-4	-746	3,406	9	-456	0	2,209
Impairment losses recognised in the Revaluation Reserve	0	0	0	0	0	0	0
Impairment losses recognised in the Surplus/Deficit on the Provision of Services	0	0	0	0	0	0	0
Derecognition - disposals	0	625	918	0	47	0	1,590
Other movements in depreciation and impairment	-43	1,000	44	-9	-969	-23	0
At 31 March 2022	0	-12,282	-21,145	-7,770	-1,020	-39	-42,256
Net Book Value							
At 1 April 2021	425,246	671,587	14,731	8,607	83,893	134,486	1,338,550
At 31 March 2022	525,129	838,261	21,494	11,703	79,215	73,259	1,549,061

Notes to the Accounts

In accordance with the Temporary Relief offered by the Update to the Code on infrastructure assets this note does not include disclosure of gross cost and accumulated depreciation for infrastructure assets.

Up until 2021/22, historical reporting practices and resultant information deficits had meant infrastructure assets figures did not faithfully represent the asset position to the users of the financial statements.

From 2022/23 the Authority has used the interim guidance provided by CIPFA to revise infrastructure assets to bring them in line with the guidance. The temporary dispensation afforded within the CIPFA guidance is still in use, until such time that the guidance from CIPFA is finalised and the revised infrastructure assets can be audited in line with the finalised guidance.

The Authority has determined in accordance with Regulation 24L Wales of the Local Authorities (Capital Finance and Accounting) (Wales) regulations 2003 (as amended) that the carrying amounts to be derecognised for infrastructure assets when there is replacement expenditure is nil.

The following table summarised the movement in the net book value of infrastructure assets over the year:

2021/22 £'000		2022/23 £'000
256,307	Net Book Value (modified historic cost) at 1 April	265,550
17,903	Additions	20,682
-497	Derecognition	-1,373
-13,561	Depreciation	-14,121
0	Impairment	0
5,398	Other movements in cost	405
265,550	Net Book Value at 31 March	271,143

Capital Commitments

As at 31st March 2023 the Authority has entered into a number of contracts for the construction or enhancement of Property, Plant and Equipment in 2022/23 and future years budgeted to cost £76.156m. Similar commitments at 31st March 2022 were £50.766m.

The major commitments are:

	£'000
Swansea Central/Arena	6,951
Morfa/Hafod Copper Works Powerhouse Redevelopment	423
71-72 Kingsway Offices	23,576
Palace Theatre Redevelopment	5,071
Purchase & Redevelopment of Former BHS Building	145
Castle Square Regeneration	9,164

Notes to the Accounts

	£'000
Supply and Maintenance of Corporate CCTV Equipment	564
Seawall Repairs Mumbles	22,265
YGG Tan y Lan new build	123
Bishopston Comp Refurbishment (Band B)	1,083
Cefn Hengoed Community Hub	2,784
HRA	4,007

Revaluations

The Authority carries out a rolling programme that ensures that all property, plant and equipment required to be measured at current value is revalued at least every five years. All valuations were carried out internally. Valuations of land and buildings were carried out in accordance with the methodologies and bases for estimation set out in the professional standards of the Royal Institution of Chartered Surveyors. The valuation dates for 2022/23 were 30th June 2022, 30th September 2022, 31st December 2022 and 31st March 2023.

The main asset groups revalued during 2022/23 are shown below within the current rolling programme:

Year	Other Land & Buildings	Surplus Assets	Council Dwellings
2020/21	Secondary Schools, Other Education, Community Centres, Day Centres, Centres for Older People and Youth Clubs	City Centre	-
2021/22	Car Parks, Toilets, Changing Rooms, Pavilions, Industrial, Homes for Older Persons	Land Only and Miscellaneous	-
2022/23	Primary Schools, Leisure Facilities, Civic Amenity Sites and Miscellaneous	Residential shared % and Agricultural	-
2023/24	Libraries and Offices	Industrial Estates and Residential Freehold	Sheltered Housing Complexes
2024/25	-	-	Council Houses / Flats

Assets transferred from Assets Under Construction are also revalued internally each year, with the exception of Swansea Arena which was valued externally.

Notes to the Accounts

Non-operational Property, Plant and Equipment (Surplus Assets)

Fair Value Hierarchy

Details of the Authority's surplus assets and information about fair value hierarchy as at 31 March 2023 and 31 March 2022 are as follows:

	Quoted prices in active markets for identical assets	Other significant observable inputs	Significant unobservable inputs	Fair Value as at 31st March
	(Level 1)	(Level 2)	(Level 3)	
2022/23				
Recurring fair value measurements using:	£'000	£'000	£'000	£'000
Agricultural	0	0	860	860
City Centre	0	7,370	7,528	14,898
Industrial Units	0	0	3,254	3,254
Land only	0	1,654	36,846	38,500
High Value	0	0	325	325
Residential Freeholds (LRA)	0	280	0	280
Residential shared %	0	0	1,027	1,027
Miscellaneous	0	6,020	12,576	18,596
Total	0	15,324	62,416	77,740

2021/22 Comparative Figures

	(Level 1)	(Level 2)	(Level 3)	
Recurring fair value measurements using:	£'000	£'000	£'000	£'000
Agricultural	0	0	538	538
City Centre	0	4,691	8,193	12,884
Industrial Units	0	0	3,535	3,535
Land only	0	1,654	41,499	43,153
High Value	0	0	280	280
Residential Freeholds (LRA)	0	181	0	181
Residential shared %	0	0	833	833
Miscellaneous	0	6,021	12,810	18,831
Total	0	12,547	67,688	80,235

Notes to the Accounts

Valuation Techniques used to Determine Level 2 and 3 Fair Values for Surplus Assets

Significant Observable Inputs - Level 2

The fair value for some properties has been based on the market approach using current market conditions and recent sales prices and other relevant information for similar assets in the local Authority area. Market conditions are such that similar properties are actively purchased and sold and the level of observable inputs are significant, leading to the properties being categorised at Level 2 in the fair value hierarchy.

Significant Unobservable Inputs - Level 3

The surplus land located in the local authority are measured using a value per acre of land derived from sale transactions of comparable parcels of land in similar locations. The approach has been developed using the Authority's own data requiring it to factor in assumptions such as the location, date of sale and size of land sold.

The Authority's surplus land is therefore categorised as Level 3 in the fair value hierarchy as the measurement technique uses significant unobservable inputs to determine the fair value measurements (and there is no reasonably available information that indicates that market participants would use different assumptions).

Highest and Best Use of Surplus Assets

In estimating the fair value of the Authority's surplus assets, the highest and best use of the properties is sometimes their current use and sometimes, as in the case of vacant land and buildings, is the value assuming planning permission would be granted for development or refurbishment.

Notes to the Accounts

Quantitative Information about Fair Value Measurement of Surplus Assets using Significant Unobservable Inputs - Level 3

	As at 31/03/2023 £'000	Valuation technique used to measure fair value	Unobservable inputs	Range (weighted average used)	Sensitivity
Agricultural	860	Market Approach	Land Value per acre	£2,000 - £5,000 per acre	Significant changes in land value and yield will result in significantly lower or higher fair value
City Centre	7,528	Market Approach	Rents	Zone A £125 to £550 per sq m	Significant changes in rent and yields will result in significantly lower or higher fair value
			Yield	6 - 12%	
Industrial Units	3,254	Market Approach	Yield	5 - 11%	Significant changes in rent and yields will result in significantly lower or higher fair value
			Rents	Various	
Land Only	36,846	Market Approach	Land Value per acre	£80,000 to £600,000 per acre	Significant changes in rent and yields will result in significantly lower or higher fair value
High Value	325	Market Approach	Yield	Various	Significant changes in rent and yields will result in significantly lower or higher fair value
			Rents	Various	
Residential shared %	1,027	Market Approach	Capital Value	£125,000 - £170,000	Significant changes in capital value will result in a change to the fair value
Miscellaneous	12,576	Market Approach	Yield	5 - 12%	Significant changes in rent and yields will result in significantly lower or higher fair value
			Rents	Various	
TOTAL	62,416				

Notes to the Accounts

Valuation Process for Surplus Assets

The fair value of the Authority's surplus assets is measured under a rolling programme. All valuations are carried out internally, in accordance with the methodologies and bases for estimation set out in the professional standards of the Royal Institution of Chartered Surveyors (RICS). The Authority's valuation experts work closely with finance officers reporting directly to the Director of Finance & Section 151 Officer on a regular basis regarding all valuation matters.

15. Heritage Assets

Reconciliation of the Carrying Value of Heritage Assets Held by the Authority.

	Heritage Land, Buildings & Infrastructure £'000	Art & Museums £'000	Furniture, Fixtures & Fittings £'000	Other £'000	Total Assets £'000
Cost or Valuation					
At 1st April 2021	5,159	22,112	2,955	1,776	32,002
Additions (Cap Exp)	161	0	0	53	214
Additions (Other)	0	91	0	2	93
Revaluations recognised in the Revaluation Reserve	0	506	0	17	523
Revaluations recognised in the Surplus/Deficit on the Provision of Services	0	0	0	0	0
Impairments recognised in the Surplus/Deficit on the Provision of Services	-29	0	0	-53	-82
Reclassifications	-571	0	0	0	-571
At 31st March 2022	4,720	22,709	2,955	1,795	32,179
Cost or Valuation					
At 1st April 2022	4,720	22,709	2,955	1,795	32,179
Additions (Cap Exp)	23	2	0	61	86
Additions (Other)	0	382	0	0	382
Revaluations recognised in the Revaluation Reserve	0	61	0	0	61
Revaluations recognised in the Surplus/Deficit on the Provision of Services	0	0	0	-61	-61
Impairments recognised in the Surplus/Deficit on the Provision of Services	0	0	0	0	0
Reclassifications	-387	0	0	0	-387
At 31st March 2023	4,356	23,154	2,955	1,795	32,260

Notes to the Accounts

Heritage Land, Buildings and Infrastructure

The Authority's heritage land, buildings and infrastructure assets are reported in the Balance Sheet at historic cost (e.g. Oystermouth Castle) and at valuation (e.g. Swiss Cottage, Singleton Park). Valuations have been carried out internally by the Authority's internal RICS valuer and internal highways engineer.

Art & Museums

The Authority's art and museums assets are mainly included at insurance valuation by external valuers. This category includes the Brangwyn Hall panels and other paintings also various exhibitions held by the Authority.

Other

Most of the remaining assets included are reported in the Balance Sheet at insurance valuation (e.g. Brangwyn Hall Organ). However, there are some held at historic cost (e.g. Cenotaph) and others valued internally by the Authority's internal County Archivist (e.g. West Glamorgan owned collections).

16. Investment Properties

The following items of income and expense have been accounted for in the Financing and Investment Income and Expenditure line in the Comprehensive Income and Expenditure Statement.

2021/22 £'000		2022/23 £'000
5,908	Rental income from investment property	4,466
-1,132	Direct operating expenses arising from investment property	-1,327
4,776	Net gain	3,139

There are no restrictions on the Authority's ability to realise the value inherent in its investment property or on the Authority's right to the remittance of income and the proceeds of disposal. The Authority has no contractual obligations to purchase, construct or develop investment property or repairs, maintenance or enhancement.

The following table summarises the movement in the fair value of investment properties over the year:

2021/22 £'000		2022/23 £'000
55,093	Balance at start of the year	54,182
	Additions:	
0	- Construction (Current)	0
70	- Other	0
0	Disposals	-70
-905	Net gains/losses(-) from fair value adjustments	2,987
-76	Transfers from Property, Plant and Equipment	-80
54,182	Balance at end of the year	57,019

Notes to the Accounts

Fair Value measurement of investment property - Fair Value Hierarchy

Details of the Authority's investment properties and information about fair value hierarchy as at 31 March 2023 and 31 March 2022 are as follows:

2022/23				
	Quoted prices in active markets for identical assets	Other significant observable inputs	Significant unobservable inputs	Fair value as at 31st March
Recurring fair value measurements using:	(Level 1)	(Level 2)	(Level 3)	
	£'000	£'000	£'000	£'000
Enterprise Park	0	12,021	15,319	27,340
High Value	0	4,859	24,820	29,679
Total	0	16,880	40,139	57,019
2021/22 Comparative Figures				
Recurring fair value measurements using:	(Level 1)	(Level 2)	(Level 3)	
	£'000	£'000	£'000	£'000
Enterprise Park	0	10,427	14,362	24,789
High Value	0	4,708	24,685	29,393
Total	0	15,135	39,047	54,182

Valuation Techniques used to Determine Level 2 and 3 Fair Values for Investment Properties

Significant Observable Inputs - Level 2

The fair value of some of the commercial portfolio has been based on the market approach using current market conditions and recent sales prices and other relevant information for similar assets in the local Authority area. Sometimes market conditions are such that similar properties are actively purchased and sold and the level of observable inputs are significant, leading to the properties being categorised at Level 2 in the fair value hierarchy.

Significant Unobservable Inputs - Level 3

Some of the Authority's commercial portfolio is categorised as Level 3 in the fair value hierarchy as the measurement technique uses significant unobservable inputs to determine the fair value measurements (and there is no reasonably available information that indicates that market participants would use different assumptions).

Highest and Best Use of Surplus Assets

In estimating the fair value of some of the Authority's investment properties, the highest and best use of the properties is their current use. In some cases, alternative uses have been assumed (subject to planning permission being granted).

Notes to the Accounts

Quantitative Information about Fair Value Measurement of Investment Properties using Significant Unobservable Inputs - Level 3

	As at 31/03/2023 £'000	Valuation technique used to measure fair value	Unobservable inputs	Range (weighted average used)	Sensitivity
Enterprise Park	15,319	Market Approach	Yield	4.5 - 9%	Significant changes in rents and yields will result in significantly lower or higher fair value
			Rent	Various	
High Value	24,820	Market Approach	Yield	Various	Significant changes in rents and yields will result in significantly lower or higher fair value
			Rent	Various	
TOTAL	40,139				

Notes to the Accounts

17. Financial Instruments

Categories of Financial Instruments

The following categories of financial instrument are carried in the Balance Sheet:

Financial Assets:

	Non-Current				Current				Totals	
	Investments		Debtors		Investments		Debtors		Totals	
	31st March 2023	31st March 2022	31st March 2023	31st March 2022	31st March 2023	31st March 2022	31st March 2023	31st March 2022	31st March 2023	31st March 2022
	£'000	£'000	£'000	£'000	£'000	£'000	£'000	£'000	£'000	£'000
Fair value through profit or loss	0	0	0	0	0	0	0	0	0	0
Amortised cost	24	24	14,644	8,764	172,679	191,169	118,699	118,261	306,046	318,218
Fair value through other comprehensive income - designated equity instruments	0	0	0	0	0	0	0	0	0	0
Fair value through other comprehensive income - other	75	80	0	0	0	0	0	0	75	80
Total financial assets	99	104	14,644	8,764	172,679	191,169	118,699	118,261	306,121	318,298
Assets not defined as financial instruments	0	0	0	0	0	0	0	0	0	0
Total	99	104	14,644	8,764	172,679	191,169	118,699	118,261	306,121	318,298

Financial Liabilities:

	Non-Current				Current				Totals	
	Borrowings		Creditors		Borrowings		Creditors		Totals	
	31st March 2023	31st March 2022	31st March 2023	31st March 2022	31st March 2023	31st March 2022	31st March 2023	31st March 2022	31st March 2023	31st March 2022
	£'000	£'000	£'000	£'000	£'000	£'000	£'000	£'000	£'000	£'000
Fair value through profit or loss	0	0	0	0	0	0	0	0	0	0
Amortised cost	693,547	689,045	2,548	2,943	9,026	9,381	62,351	80,821	767,472	782,190
Total financial liabilities	693,547	689,045	2,548	2,943	9,026	9,381	62,351	80,821	767,472	782,190
Liabilities not defined as financial instruments	0	0	0	0	0	0	0	0	0	0
Total	693,547	689,045	2,548	2,943	9,026	9,381	0	80,821	767,472	782,190

Notes to the Accounts

Income, Expense, Gains and Losses

	2022/23		2021/22	
	Surplus or Deficit on the Provision of Services	Other Comprehensive Income and Expenditure	Surplus or Deficit on the Provision of Services	Other Comprehensive Income and Expenditure
	£'000	£'000	£'000	£'000
Net gains/losses on:				
Financial assets measured at fair value through profit or loss	0	0	0	0
Financial assets measured at amortised cost	0	0	0	0
Investments in equity instruments designated at fair value through other comprehensive income	0	0	0	0
Financial assets measured at fair value through other comprehensive income	0	0	0	0
Financial liabilities measured at fair value through profit or loss	0	0	0	0
Financial liabilities measured at amortised cost	0	0	0	0
Total net gains/losses	0	0	0	0
Interest revenue:				
Financial assets measured at amortised cost	4,401	0	269	0
Other financial assets measured at fair value through other comprehensive income	0	0	0	0
Total interest revenue	4,401	0	269	0
Interest expense	-25,017	0	-24,342	0
Fee income:				
Financial assets or financial liabilities that are not at fair value through profit or loss	0	0	0	0
Trust and other fiduciary activities	0	0	0	0
Total fee income	0	0	0	0
Fee expense:				
Financial assets or financial liabilities that are not at fair value through profit or loss	0	0	0	0
Trust and other fiduciary activities	0	0	0	0
Total fee expense	0	0	0	0

Notes to the Accounts

Fair Values of Assets and Liabilities that are not measured at Fair Value

Except for the financial assets carried at fair value, all other financial liabilities and financial assets held by the Authority are carried in the Balance Sheet at amortised cost. We have calculated fair values for all instruments in the portfolio, but only disclose those which are materially different from the carrying value. The fair values calculated are as follows:

Financial Liabilities

	2022/23		2021/22	
	Carrying amount	Fair Value	Carrying amount	Fair Value
	£'000	£'000	£'000	£'000
Financial liabilities held at amortised cost	659,080	583,090	659,080	829,691
Long-term creditors	2,548	2,548	2,943	2,943
Total	661,628	585,638	662,023	832,634

The fair value of borrowings is lower than the carrying amount because the Authority's portfolio of loans includes a number of fixed rate loans where the interest rate payable is lower than the prevailing rates at the Balance Sheet date. This shows a notional future gain (based on economic conditions at 31 March 2023) arising from a commitment to pay interest to lenders below current market rates.

Financial Assets

	2022/23		2021/22	
	Carrying amount	Fair Value	Carrying amount	Fair Value
	£'000	£'000	£'000	£'000
Financial assets held at amortised cost	172,679	172,679	191,169	191,169
Long-term debtors	14,644	14,644	8,764	8,764
Total	187,323	187,323	199,933	199,933

The fair value of the financial assets is equivalent to the carrying amount because the Authority's portfolio of investments comprises of short dated investments whose fair value is equivalent to the carrying value as at 31st March 2023.

Short-term debtors and creditors are carried at cost as this is a fair approximation of their value.

Notes to the Accounts

Fair Value hierarchy for financial assets and financial liabilities that are not measured at Fair Value

	31 March 2023			
	Quoted prices in active markets for identical assets (Level 1) £'000	Other significant observable inputs (Level 2) £'000	Significant unobservable inputs (Level 3) £'000	Total £'000
Recurring fair value measurements using:				
Financial liabilities				
<i>Financial liabilities held at amortised cost:</i>				
Loans/borrowings	0	33,414	0	33,414
Long-term creditors	0	0	0	0
Total	0	33,414	0	33,414
Financial assets				
<i>Financial assets held at amortised cost:</i>				
Other financial assets	0	0	0	0
Total	0	0	0	0

	31 March 2022 Comparative Year			
	Quoted prices in active markets for identical assets (Level 1) £'000	Other significant observable inputs (Level 2) £'000	Significant unobservable inputs (Level 3) £'000	Total £'000
Recurring fair value measurements using:				
Financial liabilities				
<i>Financial liabilities held at amortised cost:</i>				
Loans/borrowings	0	28,390	0	28,390
Long-term creditors	0	0	0	0
Total	0	28,390	0	28,390
Financial assets				
<i>Financial assets held at amortised cost:</i>				
Other financial assets	0	0	0	0
Total	0	0	0	0

Notes to the Accounts

The fair value for financial liabilities and financial assets that are not measured at fair value included in levels 2 and 3 in the previous table have been arrived at using a discounted cash flow analysis, with the most significant inputs being the discount rate.

The fair value for financial liabilities and financial assets that are not measured at fair value can be assessed by calculating the present value of the cash flows that will take place over the remaining term of the instruments, using the following assumptions:

Financial Assets	Financial Liabilities
- no early repayment or impairment is recognised	- no early repayment is recognised
- estimated ranges of interest rates at 31 March 2023 of 3.60% to 4.55% for loans receivable, based on new lending rates for equivalent loans at that date	- estimated ranges of interest rates at 31 March 2023 of 4.44% to 4.91% for loans payable based on new lending rates for equivalent loans at that date
- the fair value of trade and other receivables is taken to be the invoiced or billed amount	- the fair value of WG loans are taken at nominal value

Notes to the Accounts

18. Short Term Debtors

31st March 2022 £'000		31st March 2023 £'000
99,789	Central government bodies	89,169
2,125	Other local authorities	3,167
10,426	NHS bodies	7,261
1	Public corporations and trading funds	0
41,684	Other entities and individuals	47,205
2,688	Payments in advance	8,797
-31,176	Impairment losses	-30,378
125,537	Total	125,221

The short term debtors figure of £125.221m (21/22 £125.537m) includes £11.110m (21/22 £13.110m) for the impairment losses recognised on receivables arising from contracts with service recipients.

19. Cash and Cash Equivalents

The balance of Cash and Cash Equivalents is made up of the following elements:

31st March 2022 £'000		31st March 2023 £'000
-3,700	Cash held by the Authority	-8,730
69,380	Bank current accounts	77,802
65,680	Total Cash and Cash Equivalents	69,072

20. Short Term Creditors

31st March 2022 £'000		31st March 2023 £'000
13,574	Central government bodies	11,806
8,491	Other local authorities	2,736
798	NHS bodies	201
7	Public corporations and trading funds	14
59,908	Other entities and individuals	47,594
12,783	Receipts in advance	31,803
95,561	Total	94,154

Notes to the Accounts

21. Provisions

Short - term

	Outstanding Legal Cases £'000	Injury and Damage Compensation Claims £'000	Employee Benefits £'000	Other Provisions £'000	Total £'000
Balance at 1 April 2022	1,110	1,470	0	1,653	4,233
Additional provisions made in 2022/23	0	1,316	0	188	1,504
Amounts used in 2022/23	0	-1,184	0	-124	-1,308
Unused amounts reversed in 2022/23	0	-3,613	0	-738	-4,351
Transfer from long term to short term	0	3,326	0	-498	2,828
Balance at 31 March 2023	1,110	1,315	0	481	2,906

Long - term

	Outstanding Legal Cases £'000	Injury and Damage Compensation Claims £'000	Employee Benefits £'000	Other Provisions £'000	Total £'000
Balance at 1 April 2022	0	3,608	149	5,815	9,572
Additional provisions made in 2022/23	0	2,856	15,000	0	17,856
Amounts used in 2022/23	0	0	-17	-278	-295
Unused amounts reversed in 2022/23	0	0	0	0	0
Transfer from long term to short term	0	-3,326	0	498	-2,828
Balance at 31 March 2023	0	3,138	15,132	6,035	24,305

Outstanding Legal Cases

The Authority has incurred legal costs in defending its position across a number of issues and will seek to defray those costs against third parties if appropriate. To the extent that this is considered unlikely this provision is intended to quantify and provide for the expected extent of irrecoverable costs.

Injury and Damage Compensation Claims

This is in respect of excess charges and uninsured costs on all known outstanding insurance claims made against the Authority in respect of all injury and compensation claims outstanding at the Balance Sheet date.

Notes to the Accounts

Employee Benefits

This is in respect of the potential costs of settling all reasonably expected equal pay compensation claims as they exist at the Balance Sheet date on the basis that following the implementation of an equal pay compliant pay structure a significant element of the potential liability will be settled by way of compensation payment rather than as backpay. An equal pay provision for £15m has been set aside and charged within the 2022/23 statement of accounts albeit after the 31st March 2023 on materiality grounds and that likely liability existed at the Balance Sheet date and was consequently reported to Cabinet during 2023/24 at the earliest opportunity.

Other Provisions

These amounts are to cover a variety of potential liabilities including land compensation claims following compulsory purchase, potential sums arising out of grant reclaims and obsolete stock. Other provisions include a significant capital provision (£4.377m) for the future remediation and maintenance of major land refuse disposal sites. Of the £4.377m, £1.594m is likely to be settled within the next ten years and the remaining £2.783m over the next forty years.

22. Unusable Reserves

Authority 31st March 2022 £'000	Group 31st March 2022 £'000		Authority 31st March 2023 £'000	Group 31st March 2023 £'000
369,420	382,112	Revaluation Reserve	321,149	334,116
904,661	904,661	Capital Adjustment Account	921,628	921,628
-2,219	-2,219	Financial Instruments Adjustment Account	-2,255	-2,255
-714,623	-714,623	Pensions Reserve	-76,193	-76,193
-13,699	-13,699	Accumulated Absences Account	-15,506	-15,506
543,540	556,232	Total Unusable Reserves	1,148,823	1,161,790

Revaluation Reserve

The Revaluation Reserve contains the gains made by the Authority arising from increases in the value of its Property, Plant and Equipment. The balance is reduced when assets with accumulated gains are:

- revalued downwards or impaired and the gains are lost,
- used in the provision of services and the gains are consumed through depreciation, or
- disposed of and the gains are realised.

The Reserve contains only revaluation gains accumulated since 1 April 2007, the date that the Reserve was created. Accumulated gains arising before that date are consolidated into the balance on the Capital Adjustment Account.

Notes to the Accounts

Authority 2021/22 £'000	Group 2021/22 £'000		Authority 2022/23 £'000	Group 2022/23 £'000
208,213	219,825	Balance at 1st April	369,420	382,112
0	0	Adjustment for historic cost	2,485	2,485
208,213	219,825	Revised Balance at 1st April	371,905	384,597
		Upward revaluation of assets -		
160,715	161,795	Cost	9,878	10,153
67,774	67,774	Depreciation	51,515	51,515
		Downward revaluation of assets and impairment losses not charged to the Surplus/Deficit on the Provision of Services -		0
-61,671	-61,671	Cost	-115,828	-115,828
4,792	4,792	Depreciation	21,251	21,251
171,610	172,690	Surplus or deficit on revaluation of non-current assets not posted to the Surplus or Deficit on the Provision of Services	-33,184	-32,909
-9,448	-9,448	Difference between fair value depreciation and historical cost depreciation	-13,297	-13,297
-955	-955	Accumulated gains on assets sold or scrapped	-4,275	-4,275
-10,403	-10,403	Amount written off to the Capital Adjustment Account	-17,572	-17,572
369,420	382,112	Balance at 31st March	321,149	334,116

The Opening Balance of the Revaluation Reserve and the Group Revaluation Reserve for 2022/23 have been restated to correct historical cost depreciation adjustments. There are adjusting entries between the Revaluation Reserve and the Capital Adjustment Account. Please see page 102 for information on the prior period errors.

Notes to the Accounts

The 2022/23 Opening Balance figures have been restated to correct historical cost depreciation adjustments between the Revaluation Reserve and the Capital Adjustment Account. These adjustments have been done and processed at the earliest opportunity in the opening balances for 2022/23. The net value of these adjustments is £2.485m.

The restatement of the Opening Balance Sheet for 2022/23 has had an impact on the Opening Balance in the Revaluation Reserve disclosure note for 2022/23. Additional lines have been added to the Revaluation Reserve Disclosure Note to demonstrate the prior period errors. The following table demonstrates the effects on the following line items in the Revaluation Reserve for 2022/23. The corresponding entries are in the Capital Adjustment Account. The restated Opening Balances on the Revaluation Reserve disclosure note is provided on page 101.

Effect on line items in the Revaluation Reserve disclosure note for 2022/23

	Published 2021/22 £'000	Opening Balance 2022/23 £'000	Restatement £'000
Balance at 31st March 2022	369,420	369,420	0
Adjustment for historic cost	0	2,485	2,485
Opening Balance at 1st April 2022	369,420	371,905	2,485

The restatement of the opening balances for the Capital Adjustment Account and Revaluation Reserve for 2022/23 has had an impact on the Opening Balance Sheet. Additional Lines have been added to the Capital Adjustment Account disclosure note for 2022/23 to demonstrate the effect of the Historic Cost Adjustments relating to prior periods. The table below shows the effect of the adjustment on the opening balance for the Capital Adjustment Account. The corresponding entries are in the Revaluation Reserve. The restated Opening Balances on the Capital Adjustment Account disclosure note is provided on page 104.

Effect on line items in the Capital Adjustment Account disclosure note for 2022/23

	Published 2021/22 £'000	Opening Balance 2022/23 £'000	Restatement £'000
Balance at 31st March 2022	904,661	904,661	0
Adjustment for historic cost	0	-2,485	-2,485
Opening Balance at 1st April 2022	904,661	902,176	-2,485

Capital Adjustment Account

The Capital Adjustment Account absorbs the timing differences arising from the different arrangements for accounting for the consumption of non-current assets and for financing the acquisition, construction or subsequent costs of those assets under statutory provisions. The Account is debited with the cost of acquisition, construction or subsequent costs as depreciation, impairment losses and amortisations are charged to the Comprehensive Income and Expenditure Statement (with reconciling postings from the Revaluation Reserve to convert current and fair value figures to a historical cost basis). The Account is credited with the amounts set aside by the Authority as finance for the costs of acquisition, construction and subsequent costs.

The Account contains accumulated gains and losses on Investment Properties. The Account also contains revaluation gains accumulated on Property, Plant and Equipment before 1st April 2007, the date that the Revaluation Reserve was created to hold such gains. Note 8 provides details of the source of all the transactions posted to the Account, apart from those involving the Revaluation Reserve.

2021/22 £'000		2022/23 £'000
872,955	Balance at 1st April	904,661
0	Adjustment for historic cost	-2,485
872,955	Revised Balance at 1st April	902,176
	Reversal of items relating to capital expenditure debited or credited to the Comprehensive Income and Expenditure Statement:	
-52,760	Charges for depreciation and impairment of non-current assets	-61,756
-34,615	Revaluation losses(-)/gains on Property, Plant and Equipment	-41,675
-137	Amortisation of intangible assets	-240
-6,264	Revenue expenditure funded from capital under statute (REFCUS)	-8,644
-5,110	Amounts of non-current assets written off on disposal or sale as part of the gain/loss on disposal to the Comprehensive Income and Expenditure Statement	-12,088
-98,886		-124,403
10,403	Adjusting amounts written out of the Revaluation Reserve	17,572
-88,483	Net written out amount of the cost of non-current assets consumed in the year	-106,831
	Capital financing applied in the year:	
5,877	Use of the Capital Receipts Reserve to finance new capital expenditure	7,090
65,737	Capital grants and contributions credited to the Comprehensive Income and Expenditure Statement that have been applied to capital financing	68,529
16,907	Statutory provision for the financing of the capital investment charged against the General Fund and HRA balances	18,030
32,260	Capital expenditure charged against the HRA and General Fund balances	28,400
120,781		122,049
-905	Movements in the market value of Investment Properties debited or credited to the Comprehensive Income and Expenditure Statement	2,987
313	Additions Other	1,247
904,661	Balance at 31st March	921,628

The Opening Balance of the Capital Adjustment Account for 2022/23 has been restated to correct prior period errors.

Notes to the Accounts

Pensions Reserve

The Pensions Reserve absorbs the timing differences arising from the different arrangements for accounting for post employment benefits and for funding benefits in accordance with statutory provisions. The Authority accounts for post employment benefits in the Comprehensive Income and Expenditure Statement as the benefits are earned by employees accruing years of service, updating the liabilities recognised to reflect inflation, changing assumptions and investment returns on any resources set aside to meet the costs. However, statutory arrangements require benefits earned to be financed as the Authority makes employer's contributions to pension funds or eventually pays any pensions for which it is directly responsible. The debit balance on the Pensions Reserve therefore shows a substantial shortfall in the benefits earned by past and current employees and the resources the Authority has set aside to meet them. The statutory arrangements will ensure that funding will have been set aside by the time the benefits come to be paid.

2021/22 £'000		2022/23 £'000
-961,094	Balance at 1st April	-714,623
310,830	Remeasurements of the net defined benefit liability/asset(-)	688,520
-115,780	Reversal of items relating to retirement benefits debited or credited to the Surplus or Deficit on the Provision of Services in the Comprehensive Income and Expenditure Statement	-107,100
-510	Past service cost adjustment	-500
51,931	Employer's pensions contributions and direct payments to pensioners payable in the year	57,510
-714,623	Balance at 31st March	-76,193

Notes to the Accounts

Accumulated Absences Account

The Accumulated Absences Account absorbs the differences that would otherwise arise on the General Fund Balance from accruing for compensated absences earned but not taken in the year, e.g. annual leave entitlement carried forward at 31st March. Statutory arrangements require that the impact on the General Fund Balance is neutralised by transfers to or from the Account.

2021/22 £'000		2022/23 £'000
-15,284	Balance at 1st April	-13,699
15,284	Settlement or cancellation of accrual made at the end of the preceding year	13,699
-13,699	Amounts accrued at the end of the current year	-15,506
1,585	Amount by which officer remuneration charged to the Comprehensive Income and Expenditure Statement on an accruals basis is different from remuneration chargeable in the year in accordance with statutory requirements	-1,807
-13,699	Balance at 31st March	-15,506

23. Cash Flow Statement - Operating Activities

The cash flows for operating activities include the following items:

2021/22 £'000		2022/23 £'000
230	Interest received	4,280
-24,335	Interest paid	-25,113
-24,105		-20,833

The surplus or deficit on the provision of services has been adjusted for the following non-cash movements:

2021/22 £'000		2022/23 £'000
51,129	Depreciation	61,756
37,151	Impairment and downward revaluations	38,689
137	Amortisation	240
5,171	Increase/decrease(-) in creditors	7,251
-14,570	Increase(-)/decrease in debtors	-10,956
-492	Increase(-)/decrease in inventories	-305
64,359	Movement in pension liability	50,090

Notes to the Accounts

2021/22 £'000		2022/23 £'000
-5,110	Carrying amount of non-current assets and non-current assets held for sale, sold or de-recognised	-12,088
6,811	Other non-cash items charged to the net surplus or deficit on the provision of services	22,482
144,585		157,159

The surplus or deficit on the provision of services has been adjusted for the following items that are investing and financing activities:

2021/22 £'000		2022/23 £'000
-67,966	Any other items for which the cash effects are investing or financing cash flows	-61,060
-67,966		-61,060

24. Reconciliation of Liabilities arising from Financing Activities

	2022/23	Financing cash flows	Changes which are not financing cash flows		2022/23
	1 April		Acquisition	Other non- financing cash flows	31 March
	£'000		£'000	£'000	£'000
Long-term borrowings	686,669	4,516	0	0	691,185
Short-term borrowings	9,381	-355	0	0	9,026
Lease liabilities	0	0	0	0	0
Total liabilities from financing activities	696,050	4,161	0	0	700,211
	2021/22	Financing cash flows	Changes which are not financing cash flows		2021/22
	1 April		Acquisition	Other non- financing cash flows	31 March
	£'000		£'000	£'000	£'000
Long-term borrowings	563,825	122,844	0	0	686,669
Short-term borrowings	7,174	2,207	0	0	9,381
Lease liabilities	0	0	0	0	0
Total liabilities from financing activities	570,999	125,051	0	0	696,050

The long term borrowing figures above are different to the long term borrowing figures on the Balance Sheet as the figures on the Balance Sheet include non cash items. Examples of non cash items would be accrued interest, debtors and creditors.

Notes to the Accounts

25. Trading Operations

In accordance with the Service Reporting Code of Practice (SeRCOP) which has been issued by the Chartered Institute of Public Finance and Accountancy (CIPFA) the Authority undertakes a number of activities which are defined as trading activities within the meaning of the Code.

All the Authority's trading operations are an integral part of one of the Authority's services to the public and are incorporated into the Comprehensive Income and Expenditure Statement.

2022/23			
	Turnover	Expenditure	Surplus/- Deficit
	£'000	£'000	£'000
Council Car Parks	4,297	1,974	2,323
Grand Theatre	2,549	3,658	-1,109
Indoor Market	934	1,122	-188
Council Catering including school meals	7,835	8,640	-805
Trade Waste	2,275	1,916	359
Swansea Marina	439	-289	728
	18,329	17,021	1,308

2021/22			
	Turnover	Expenditure	Surplus/- Deficit
	£'000	£'000	£'000
Council Car Parks	4,298	2,184	2,114
Grand Theatre	1,792	2,556	-764
Indoor Market	1,095	624	471
Council Catering including school meals	6,834	8,633	-1,799
Trade Waste	2,164	1,995	169
Swansea Marina	405	1,019	-614
	16,588	17,011	-423

26. Members' Allowances

The Authority paid the following amounts to members of the Council during the year.

	2021/22	2022/23
	£'000	£'000
Allowances	1,624	1,930
Expenses	2	4
Total	1,626	1,934

Notes to the Accounts

27. Officers' Remuneration

(a) The following tables set out the remuneration for:

- Senior Officers (Directors, Chief Officers and Heads of Service) whose salary is less than £150,000 but equal to or more than £60,000 per year.

- Senior Officers (Chief Executive) whose salary is £150,000 or more are identified by name.

Table 1 - 2022/23

	Remuneration (including Fees & Allowances) £	Compensation for loss of office £	Total remuneration excluding pension contributions £	Pension contributions (24.7%) £	Total remuneration including pension contributions £
Chief Executive - Phil Roberts * (a)	28,971	0	28,971	0	28,971
Interim Chief Executive - Martin Nicholls (b)	77,881	0	77,881	19,237	97,118
Chief Executive - Martin Nicholls (c)	56,654	0	56,654	13,993	70,647
Deputy Chief Executive & Director of Corporate Services (d)	42,292	0	42,292	10,446	52,738
Interim Director of Corporate Services (e)	118,260	0	118,260	0	118,260
Director of Finance & Section 151 Officer	118,147	0	118,147	29,182	147,329
Director of Education	112,611	0	112,611	27,815	140,426
Director of Place (f)	17,621	0	17,621	4,352	21,974
Interim Director of Place (g)	93,627	0	93,627	23,126	116,752
Director of Social Services	123,681	0	123,681	30,549	154,230
Head of Digital and Customer Services	103,536	0	103,536	25,573	129,109
Monitoring Officer & Chief Legal Officer	103,852	0	103,852	25,573	129,425
Head of Education Planning & Resources Service (h)	7,652	0	7,652	1,801	9,453
Head of Building Services	80,955	0	80,955	19,996	100,951
Head of Cultural Services	92,246	0	92,246	22,785	115,031
Balance c/f	1,177,985	0	1,177,985	254,429	1,432,414

Notes to the Accounts

Table 1 - 2022/23 continued

	Remuneration (including Fees & Allowances) £	Compensation for loss of office £	Total remuneration excluding pension contributions £	Pension contributions (24.7%) £	Total remuneration including pension contributions £
Balance b/f	1,177,985	0	1,177,985	254,429	1,432,414
Head of Highways & Transportation	92,969	0	92,969	22,785	115,754
Head of Housing & Public Health (i)	12,338	0	12,338	3,048	15,386
Head of Planning & City Regeneration	92,246	0	92,246	22,785	115,031
Head of Property Services	81,494	0	81,494	19,996	101,490
Head of Waste, Cleansing & Parks	92,246	0	92,246	22,785	115,031
Head of Commercial Services	80,955	0	80,955	19,996	100,951
Deputy Monitoring Officer & Deputy Chief Legal Officer	69,983	0	69,983	17,208	87,191
Deputy Section 151 Officer & Deputy Chief Finance Officer	72,488	0	72,488	17,905	90,393
Head of Communications & Marketing	80,955	0	80,955	19,996	100,951
Head of Adult Services & Tackling Poverty	83,778	0	83,778	20,693	104,471
Head of Child & Family	92,191	0	92,191	22,771	114,962
Interim Head of Revenues & Benefits	64,021	0	64,021	15,813	79,834
Interim Head of Service Centre (j)	16,711	0	16,711	4,128	20,838
Head of Achievement & Partnership Service (k)	64,021	0	64,021	15,813	79,834
Interim Head of Education Planning & Resources (l) (n)	11,186	0	11,186	2,763	13,950
Head of Education Planning & Resources (m)	47,499	0	47,499	11,732	59,232
Head of Vulnerable Learner Service (o)	78,134	0	78,134	19,299	97,433
Head of Human Resources & Service Centre (p)	57,990	0	57,990	14,324	72,314
Interim Head of Integrated Services (q)	12,144	0	12,144	0	12,144
Head of Integrated Services (r)	36,399	0	36,399	0	36,399
Interim Head of Housing and Public Health (s)	55,685	0	55,685	13,754	69,440
Total	2,473,419	0	2,473,419	562,022	3,035,441

Notes to the Accounts

* In 2022/23 the Chief Executive received additional remuneration of £2134.00 for Returning Officer Fees relating to General and European Elections. There is no additional remuneration to the Chief Executive for any local elections.

No bonus payments or benefit in kind payments were made to the Officers detailed in these notes.

- (a) The Chief Executive retired on 29th May 2022.
- (b) The Interim Chief Executive commenced on 23rd May 2022.
- (c) The Interim Chief Executive is the Chief Executive since 21st November 2022.
- (d) The Deputy Chief Executive & Director of Corporate Services left the Authority on 31st July 2022.
- (e) The Interim Director of Corporate Services commenced on 11th July 2022 under a contract for services via a third party and not as a direct paid employee. Consequently there were no pension costs incurred as they were not eligible to participate in the LGPS in 2022/23.
- (f) The Director of Place is the Interim Chief Executive since 23rd May 2022.
- (g) The Interim Director of Place commenced on 23rd May 2022.
- (h) The Head of Education Planning & Resources Service retired on 30th April 2022.
- (i) The Head of Housing & Public Health is the Interim Director of Place since 23rd May 2022.
- (j) The Interim Head of Service Centre finished on 30th June 2022.
- (k) The Head of Achievement & Partnership Service commenced on 1st April 2022.
- (l) The Interim Head of Education Planning & Resources commenced on 1st May 2022.
- (m) The Head of Education Planning & Resources commenced on 4th July 2022.
- (n) The Interim Head of Education Planning & Resources is the Head of Education Planning & Resources since 4th July 2022.
- (o) The Head of Vulnerable Learner Service commenced on 1st April 2022.
- (p) The Head of Human Resources & Service Centre commenced on 13th June 2022.
- (q) The Interim Head of Integrated Services commenced on 1st April 2022.
- (r) The Interim Head of Integrated Services is the Head of Integrated Services since 1st July 2022.
- (s) The Interim Head of Housing and Public Health commenced on 5th July 2022.

Notes to the Accounts

The following tables set out the remuneration for:

- Senior Officers (Directors, Chief Officers and Heads of Service) whose salary is less than £150,000 but equal to or more than £60,000 per year.
- Senior Officers (Chief Executive) whose salary is £150,000 or more are identified by name.

Table 1 - 2021/22

	Remuneration (including Fees & Allowances) £	Compensation for loss of office £	Total remuneration excluding pension contributions £	Pension contributions (24.7%) £	Total remuneration including pension contributions £
Chief Executive - Phil Roberts *	154,962	0	154,962	0	154,962
Deputy Chief Executive & Director of Resources (a)	104,365	0	104,365	25,778	130,143
Deputy Chief Executive & Director of Corporate Services (b)	22,510	0	22,510	5,560	28,070
Director of Finance & Section 151 Officer (c)	20,129	0	20,129	4,972	25,101
Director of Education	110,078	0	110,078	27,189	137,267
Director of Place	118,989	0	118,989	29,390	148,379
Director of Social Services	122,491	0	122,491	30,255	152,746
Chief Transformation Officer (d)	80,579	0	80,579	19,903	100,482
Head of Digital and Customer Services (e)	21,032	0	21,032	5,195	26,227
Monitoring Officer & Chief Legal Officer	104,697	0	104,697	25,785	130,482
Section 151 Officer & Chief Finance Officer (f)	90,548	0	90,548	22,365	112,913
Head of Education Planning & Resources Service	87,500	0	87,500	21,613	109,113
Head of Building Services	79,030	0	79,030	19,520	98,550
Head of Cultural Services	90,321	0	90,321	22,309	112,630
Balance c/f	1,207,231	0	1,207,231	259,835	1,467,066

Notes to the Accounts

Table 1 - 2021/22 continued

	Remuneration (including Fees & Allowances) £	Compensation for loss of office £	Total remuneration excluding pension contributions £	Pension contributions (24.7%) £	Total remuneration including pension contributions £
Balance b/f	1,207,231	0	1,207,231	259,835	1,467,066
Head of Highways & Transportation	90,321	0	90,321	22,309	112,630
Head of Housing & Public Health	81,853	0	81,853	20,218	102,071
Head of Planning & City Regeneration	90,321	0	90,321	22,309	112,630
Head of Property Services	79,569	0	79,569	19,520	99,089
Head of Waste, Cleansing & Parks	90,321	0	90,321	22,309	112,630
Head of Commercial Services	79,030	0	79,030	19,520	98,550
Deputy Monitoring Officer & Deputy Chief Legal Officer	68,048	0	68,048	16,732	84,780
Deputy Section 151 Officer & Deputy Chief Finance Officer	67,742	0	67,742	16,732	84,474
Head of Communications & Marketing	79,030	0	79,030	19,520	98,550
Head of Adult Services & Tackling Poverty (g)	1,487	0	1,487	367	1,854
Interim Head of Adult Services (Learning Disability / Mental Health / Service Provision & Safeguarding) (h)	78,278	0	78,278	19,335	97,613
Head of Child & Family	88,235	0	88,235	21,794	110,029
Interim Head of Revenues & Benefits	59,219	0	59,219	14,627	73,846
Interim Head of Service Centre	64,918	0	64,918	16,035	80,953
Interim Head of Achievement & Partnership Service (i)	9,666	0	9,666	2,388	12,054
Head of Achievement & Partnership Service (j)	63,720	0	63,720	15,739	79,458
Total	2,298,989	0	2,298,989	529,290	2,828,279

Notes to the Accounts

* In 2021/22 the Chief Executive received additional remuneration of £13,190.75 for Returning Officer Fees relating to General and European Elections. There is no additional remuneration to the Chief Executive for any local elections.

No bonus payments or benefit in kind payments were made to the Officers detailed in these notes.

(a) The Deputy Chief Executive & Director of Resources is the Deputy Chief Executive & Director of Corporate Services since 28th January 2022.

(b) The Deputy Chief Executive & Director of Corporate Services commenced on 28th January 2022.

(c) The Director of Finance & Section 151 Officer commenced on 28th January 2022.

(d) The Chief Transformation Officer is the Head of Digital & Customer Services since 17th January 2022.

(e) The Head of Digital and Customer Services commenced on 17th January 2022.

(f) The Section 151 Officer & Chief Finance Officer is the Director of Finance & Section 151 Officer since 28th January 2022.

(g) The Head of Adult Services & Tackling Poverty commenced on 25th March 2022.

(h) The Interim Head of Adult Services (Learning Disability / Mental Health / Service Provision & Safeguarding) is the Head of Adult Services & Tackling Poverty since 25th March 2022.

(i) The Interim Head of Achievement & Partnership Service is the Head of Achievement & Partnership Service since 19th May 2021.

(j) The Head of Achievement & Partnership Service commenced on 19th May 2021.

Notes to the Accounts

(b) The number of employees (excluding Senior Officers) whose remuneration (excluding employer's pension contributions) was £60,000 or more, in bands of £5,000, were:

2021/22 Number of employees	Remuneration Band	2022/23 Number of employees
62	£60,000 - £64,999	64
32	£65,000 - £69,999	42
26	£70,000 - £74,999	25
13	£75,000 - £79,999	19
8	£80,000 - £84,999	10
5	£85,000 - £89,999	7
4	£90,000 - £94,999	5
3	£95,000 - £99,999	3
4	£100,000 - £104,999	3
2	£105,000 - £109,999	1
0	£110,000 - £114,999	5
1	£115,000 - £119,999	1
1	£135,000 - £139,999	0
0	£140,000 - £144,999	1
161	Total	186

The remuneration bands above include one off payments regarding compensation for loss of office. These payments are not paid in return for services rendered to the Authority and are therefore not strictly remuneration, but the regulations covering disclosure of salary bandings require these amounts to be included in the calculation.

The numbers shown relate to Authority employees, which predominantly include teaching staff. The bandings above include ten teachers (2021/22 nine teachers) who are employed by voluntary aided schools. Senior Officers' remunerations are shown in the tables on pages 109 to 114.

The Authority is required to disclose the organisation's pay multiple. This is the ratio between the highest paid employee and the median earnings across the organisation.

In 2022/23 the remuneration of the Chief Executive was £156,887 (2021/22 £154,962). This was 5.7 times (2020/21 6.1 times) the median remuneration of the organisation, which was £27,313 (2021/22 £25,600).

Notes to the Accounts

(c) The numbers of exit packages with total cost per band and total cost of the compulsory and other redundancies are set out in the table below:

2022/23				
Exit package cost band (including special payments)	Number of Compulsory Redundancies	Number of other departures agreed	Total number of exit packages by cost band	Total cost of exit packages in each band £'000
£0 - £20,000	4	8	12	83
£20,001 - £40,000	0	12	12	366
£40,001 - £60,000	0	3	3	154
£60,001 - £80,000	0	4	4	288
£80,001 - £100,000	0	4	4	353
£100,001 - £150,000	0	3	3	380
£150,001 - £200,000	0	1	1	158
Total	4	35	39	1,782

2021/22				
Exit package cost band (including special payments)	Number of Compulsory Redundancies	Number of other departures agreed	Total number of exit packages by cost band	Total cost of exit packages in each band £'000
£0 - £20,000	6	14	20	147
£20,001 - £40,000	0	3	3	106
£40,001 - £60,000	1	1	2	105
£60,001 - £80,000	0	2	2	142
£80,001 - £100,000	0	2	2	191
£100,001 - £150,000	0	2	2	260
Total	7	24	31	951

The average payback period against all early retirement / voluntary redundancy packages agreed for 2022/23 is less than 1 year.

Notes to the Accounts

28. Grant Income

The Authority credited the following grants, contributions and donations to the Comprehensive Income and Expenditure Statement in 2021/22 and 2022/23:

2021/22 £'000		2022/23 £'000
	Credited to Taxation and Non Specific Grant Income	
137,731	Council Tax Income	143,425
82,917	Non Domestic Rates	89,167
274,282	Revenue Support Grant	297,425
2,753	Covid-19 Council Tax Loss Support Grant	0
10,611	21st Century Schools Programme, Childcare Grant and Community Hub grant	2,299
1,323	Local Transport Fund and Local Transport Network Fund	1,949
4,604	Active Travel Fund	6,348
9,271	Housing MRA Grant	9,283
516	Road Safety/Safe Route in Communities	207
11,414	General Capital Grant	4,375
3,782	Schools Capital Maintenance grant	3,610
826	European Regional Development Fund	0
622	Coastal Risk Management Programme	1,814
1,192	Highways Refurbishment grant	0
363	Reducing Infant Class sizes	0
772	Welsh Medium Schools Capital Grant	0
500	Economic Stimulus and Regional Stimulus Grants	0
0	Housing Homelessness Capital Grant	677
4,803	City Deal Grant	4,625
1,947	Gifted Assets	827
362	Flying Start	525
367	All Wales Play Opportunities Fund	0
1,805	Free School Meals (capital)	2,527
657	Electric Charging points grants	0
820	HRA Social Housing Grant (capital)	1,953
6,221	Transforming Towns grant (capital)	5,304
0	WG - Safe Routes in Communities	359
0	WEFO Kingsway project	139
0	WG - Swansea Valleys task force COVID recovery fund	2
0	Ultra Low Emission Vehicles - 2 Sweepers	150
0	WG Post-16 Life long learning	243
0	WG 20mph national speed limit rollout	551
0	WG Optimised Retrofit Prog (ORP) - HRA	2,603
0	WG Fire Safety High Rise Flats - HRA	751
0	WG Transitional Accommodation Capital Programme Grants - HRA	2,889
0	Small Scale Infrastructure Grant	100
0	Housing with Care Fund Hendy Cottages	395
0	Brilliant Basics Fund Changing Places Toilets	85

Notes to the Accounts

2021/22 £'000		2022/23 £'000
0	Community Focussed Schools (CFS)	1,145
0	Additional Learning Needs (ALN)	292
3,600	Other Grants and Contributions	2,710
564,061		588,754
	Credited to Services	
35,297	Rent allowance subsidy	33,511
27,460	Rent rebate subsidy	26,414
9,159	Children and Communities Grant	10,744
18,869	Housing Support Grant	21,036
365	Department for Children, Education, Lifelong Learning and Skills	550
416	Environment and Sustainable Development Grant (ESD)	482
853	Housing Benefit Administration	863
7,303	Concessionary fares	5,517
8,999	Pupil Deprivation Grant	9,268
560	Communities for Work	1,176
470	Cynnydd Project (ESF)	305
204	Rural Development Plan	377
554	Bus Services Support Grant (BSSG)	617
3,022	Free Childcare	3,759
3,950	Sustainable Social Services	3,562
4,923	Funded Nursing Care	0
229	Western Valleys Empty Homes Pilot	0
380	ENABLE grant	455
1,583	Sustainable Waste Management Grant (SWMG)	1,134
346	Affordable Housing Grant	348
466	Teacher Pay and Pensions	2,220
854	Professional Learning Fund	850
578	Social Care Wales Workforce Development Programme	701
427	Syrian Vulnerable Persons	0
1,103	Transformation Fund	0
314	Winter Pressures	0
962	Youth Support Group	758
326	Unaccompanied Asylum Seekers	461
449	Reducing Infant Class Sizes	185
1,151	Targeted Regeneration Investment Programme	392
1,024	Targeted Regeneration Investment - Property Enhancement Development Grant	913
26,147	Covid Grant	3,695
8,207	Local Authority Education Grant	9,585
189	Bay Studios Hospital for Swansea Bay University Health Board	0
2,000	Cost of Living Support Scheme	-1,513
0	Cost of Living Support Scheme Admin	256
487	Self Isolation & Winter Fuel Admin	62

Notes to the Accounts

2021/22 £'000		2022/23 £'000
	Credited to Services	
322	Emergency Non Domestic Rates (NDR) Scheme Admin	0
3,950	Social Care Workforce and Sustainability	0
5,094	Social Care Recovery Grant	0
790	Care and Support Needs Grant	0
512	Child Development Fund	0
1,615	Transforming Towns	952
262	Community Renewal Fund	609
463	Kickstart Scheme	205
9,788	School Improvement Grant	8,462
5,946	Department for Children, Education, Lifelong Learning and Skills	6,686
2,384	Flying Start	2,638
4,967	Accelerated Learning Programme	0
513	Music Grant	236
0	Regional Investment Fund	7,215
0	Ukraine Support Scheme	779
0	Eliminate Profit	515
0	Welsh Vaccination Certification Service	962
17,519	Other Grants	14,722
223,750		182,664

29. Related Parties

The Authority is required to disclose material transactions with related parties - bodies or individuals that have the potential to control or influence the council or to be controlled or influenced by the council. Disclosure of these transactions allows readers to assess the extent to which the council might have been constrained in its ability to operate independently or might have secured the ability to limit another party's ability to bargain freely with the Authority.

a) Central Government

The Authority receives significant funding from the Welsh Government. Details of the sums received in respect of Revenue Support Grant and redistributed Non Domestic Rates are shown in the Comprehensive Income and Expenditure Statement, with details of other grant income being shown in note 28 to the Accounts.

b) Charitable and Voluntary Bodies

The Authority appoints members to represent it on numerous charitable and voluntary bodies which operate primarily within Swansea Council, as well as to a number of national bodies where it is deemed in the Authority's interest to be represented. Any transactions with these bodies are not significant.

Notes to the Accounts

c) Other Bodies

The Authority has appointed members and officers to a number of outside organisations which include the following:-

Partneriaeth
Gower College Swansea
Mid and West Wales Fire Authority
Swansea Bay Port Health Authority
Swansea PSB (Public Services Board)
South West Wales Corporate Joint Committee (CJC)
University of Swansea Court
Welsh Local Government Association Council

A full listing can be obtained from the Finance department, Civic Centre, Oystermouth Road, Swansea, SA1 3SN and on the Authority's website (www.swansea.gov.uk/councillors).

In respect of the Mid and West Wales Fire Authority, the Swansea Bay Port Health Authority and the South West Wales Corporate Joint Committee (CJC), amounts are paid by the Authority in respect of levies and precepts to these bodies. The Section 151 Officer of the Council also acts as the Clerk and Treasurer of the Swansea Bay Port Health Authority.

Levies / Contributions paid to the three bodies were:-

Mid and West Wales Fire Authority:-	£14.692m (2021/22: £14.121m)
Swansea Bay Port Health Authority:-	£0.088m (2021/22: £0.088m)
South West Wales Corporate Joint Committee:-	£0.200m (2021/22: zero)

The Authority is responsible for the collection of Council Taxes on behalf of the South Wales Police Authority. The total collected and paid over to the South Wales Police Authority for 2022/23 was £28.131m (2021/22 £27.060m).

d) Subsidiary, Associates and Joint Ventures

The Authority has an interest in three companies, details of which are shown on the next few pages:-

The National Waterfront Museum Swansea - Joint Venture

The National Waterfront Museum Swansea ("the Company") is limited by guarantee and is a registered charitable trust (charity number 1090512). The Company has seven directors, of which three are appointed by Swansea Council, three by the National Museums and Galleries of Wales, with the seventh director being an independent chairman.

The purpose of the Company was to develop the National Industrial and Maritime Museum at Swansea which opened in Spring 2006. The Company derives its funds from several sources, including the Welsh Government, the National Museums and Galleries of Wales, the former Welsh Development Agency and the Heritage Lottery Fund.

Notes to the Accounts

During the 2002/03 financial year the Authority granted a lease to the Company of a substantial portion of the site on which the new museum has been developed. The lease was granted at a peppercorn rental and constitutes the Authority's commitment to the scheme.

The museum has been leased to the National Museums and Galleries of Wales at a peppercorn rent by the Company. Due to the nature of the Company and its constitution there will be no direct beneficial interest arising to the Authority from its activities.

A contribution of £2,450 was made in 2022/23 (2021/22 £2,325) to National Waterfront Museum Swansea towards 50% of the governance costs of the charitable company. There was an outstanding creditor of £2,112 as at 31st March 2023 (2021/22 zero) . There was an outstanding debtor of £45,112 as at 31st March 2023 (2021/22 zero). The charitable company is deemed to be influenced significantly by the Authority through its representation on the Board of Trustees.

The net assets of the National Waterfront Museum Swansea at 31st March 2023 are £17,515,048 (2021/22 £17,860,063).

Copies of the accounts of the Company are available from the National Waterfront Museum Swansea Project Office, Queens Buildings, Cambrian Place, Swansea SA1 1TW.

The Wales National Pool (Swansea) - Joint Venture

The Wales National Pool (Swansea) ("the Company") is a company limited by guarantee. The purpose of the company is to operate the Wales National 50 Metre Pool which is located in Swansea.

Swansea Council was responsible for the construction of the pool complex, with the bulk of funding being supplied by the National Lottery Sports Foundation. The pool has been constructed on land owned by the University of Wales, Swansea.

The pool complex is leased to the company at a peppercorn rent. Due to the nature of the facility, which is unlikely to show profitability, the development is not thought to have a high commercial value.

The pool complex was opened in April 2003.

Notes to the Accounts

Details of the Authority's transactions with the Company during the year are as follows:-

2021/22 £'000		2022/23 £'000
292	Funding provided by the Authority towards operating costs of the pool	503
53	Sum paid for the free use of the pool by schools and other bodies	47
-920	Recharges of wages, salaries and other costs to the Company	-1,075

The Company has seven directors, of which three are appointed by Swansea Council, three by the University of Wales (Swansea), with the seventh director being an independent chairman.

By agreement with the University of Wales Swansea, the Authority funds 50 per cent of the operational deficit that the Company makes during its financial year which operates from 1st August to 31st July. There are no other guarantees in place that could increase the Authority's liability in respect of the operations of the Company.

There was an outstanding debtor of £175k (2021/22 £160k) and outstanding creditors of £342k (2021/22 £341k) as at 31st March 2023.

The net assets of Wales National Pool (Swansea) Limited at 31st March 2023 were £2,697,000 (2021/22 £3,206,000).

Copies of the accounts of the Company are available from the University of Wales Swansea, Finance Department, Singleton Park, Swansea, SA2 8PP.

Swansea Community Energy & Enterprise Scheme (SCEES) - Associate

In 2017, Swansea Council purchased 100,000 shares of £1 in Swansea Community Energy & Enterprise Scheme. Swansea Community Energy & Enterprise Scheme is a community owned renewable energy company which was established by Swansea Council but is now run independently by a group of local Directors. The company develops and manages renewable energy projects for the benefit of residents in some of the more deprived areas in Swansea.

By agreement with SCEES £5,000 of the initial investment is repaid each year. The balance of shares now owned by the Authority is 75,000 shares of £1 each.

The Company has 7 Directors, one of which is a Cabinet Member of Swansea Council.

There was an outstanding debtor of £5,550 at 31st March 2023 (2021/22 £4,800) and no outstanding creditors at 31st March 2023 (2021/22 zero).

Notes to the Accounts

The net assets of Swansea Community Energy & Enterprise Scheme at 31st March 2023 were £435,435 (2021/22 £458,523).

There has been no consolidation for Swansea Community Energy & Enterprise Scheme due to the immateriality of the Company's results.

Copies of the accounts of the Company are available from Swansea Community Energy & Enterprise Scheme Limited, The Environment Centre, Pier Street, Swansea, SA1 1RY.

e) Other Organisations

Members of the Authority have direct control over the Authority's financial and operating policies.

A relation of a member of the Senior Management Team has provided therapy services to Western Bay Adoption Services via her own business. The amount paid for services provided in 2022/23 was £14,834.50 (2021/22 £6,504). There were outstanding creditors of zero (2021/22 £0). The senior manager's interest in this company was properly recorded in the Register of interests.

A relation of a member of the Senior Management Team has provided artwork and workshops to the Authority via their own business. The amount paid for services provided in 2022/23 was £23,010 (2021/22 £125). There were outstanding creditors of zero (2021/22 £2,400). The senior manager's interest in this company was properly recorded in the Register of interests.

During 2021/22 a member was employed by Graham Evans and Partners. The individual was no longer a member of Swansea Council in 22/23. The amount paid in 2022/23 was £99,523.45 (2021/22 £153,818.30). The member's interest in this company was properly recorded in the Register of members interests.

During 2022/23 a member was employed by The Penllergaer Trust. The amount paid in 2022/23 was £16,452.05 (2021/22 £26,478.73). The member's interest in this company was properly recorded in the Register of members interests which is available on the Authority's public website.

During 2022/23 a member held the position of Treasurer (Trustee) in Pontarddulais Partnership. The amount paid in 2022/23 was £13,742.50 (2021/22 £27,404.57). The member's interest in this company was properly recorded in the Register of members interests which is available on the Authority's public website.

f) Duties imposed on Council Directors

It is important to note that where Councillors are appointed to act as Directors of Companies or as Board Members of Statutory Agencies then they must, when carrying out such appointments, seek to act in the best interests of the Company/Statutory Body when acting in that official capacity.

Notes to the Accounts

g) Pension Fund

Swansea Council acts as administering Authority for the Swansea Council Pension Fund (formerly the West Glamorgan Pension Fund).

Transactions between the Authority and the Pension Fund mainly comprise the payment to the Pension Fund of employee and employer payroll superannuation deductions, together with payments in respect of enhanced pensions granted by Former Authorities.

The Pension Fund currently has 41 scheduled and admitted bodies. Management of the Pension Fund is undertaken by a committee. The committee is advised by the consultancy company, Hymans Robertson LLP.

h) Swansea Bay City Deal

The Swansea Bay City Deal is a £1.3bn investment in nine major projects across the Swansea Bay City Region - which is made up of Carmarthenshire, Neath Port Talbot, Pembrokeshire and Swansea. The Swansea Bay City Deal is being led by the four regional local authorities through a Joint Committee Agreement, together with non-voting partners - Swansea Bay and Hywel Dda University Health Boards, Swansea University, the University of Wales Trinity Saint David. Within the Joint Committee Agreement there is acknowledgement that all partners will contribute £50,000 per annum to support the central and administrative functions of the programme, as well as a 1.5% "Top Slice" being applied to programme/project City Deal grant awards. Swansea Council's partnership contribution is fully paid up to 31st March 2023.

As at 31st March 2023, no City Deal grant funding was awarded to Swansea Council for expenditure incurred in 2022/23 (£4,957,677), due to a delay in funding being awarded by Welsh Government, however it was considered appropriate to include a debtor for the grant income in the accounts to 31st March 2023, along with a debtor interest receivable (£251,562). As such, no associated top slice contribution was expended (£74,365).

In 2022/23 the City Deal grant funding of £4,789,627 was received relating to 2021/22 income accrued.

Under the agreement of the Joint Committee (JC - 9th July 2020) costs in respect of the provision of support services by local authorities to the Swansea Bay City Deal were reincluded within the Joint Committee budget allowing for the recharge of those functions by authorities. As such expenditure was recharged during the financial year by Swansea Council for legal and democratic services in respect of the Joint Committee, but was subsequently transacted post financial year (£63,245). As agreed by the Joint Committee (JC - 11th June 2020) interest accumulated on Swansea Bay City Deal cash balances will be distributed to authorities on a programme/project basis aligned to their alllocated grant.

Notes to the Accounts

30. Group Accounts

The following are the dates of relevant company accounts used for consolidation:

- National Waterfront Museum Swansea - Draft Accounts for the year ending 31st March 2023.
- Wales National Pool Swansea - Management Accounts for the year ending 31st March 2023.

The Wales National Pool Swansea financial year operates from the 1st August to the 31st July. The National Waterfront Museum Swansea financial year operates from 1st April to the 31st March. In the opinion of the Authority the use of the above information is likely to adequately reflect the extent and nature of group income and expenditure and assets and liabilities that exist as at 31st March 2023 and the use of current information would not be significant in relation to the group position as stated.

In accordance with IFRS 5 "Non-current assets held for sale and discontinued operations", all Group activities were classified as 'Continuing' during the year. There were no material acquisitions or discontinuations of services as defined by the Standard.

The total net assets of the Group can be analysed according to the relevant entity to which they relate, as follows:

31st March 2022 £'000		31st March 2023 £'000
1,486,121	Swansea Council (Parent)	1,430,652
8,930	National Waterfront Museum Swansea (Joint Venture)	8,758
14,295	Wales National Pool (Joint Venture)	14,315
1,509,346	Net Assets Employed (exc. Pension Fund) *	1,453,725
-714,623	Net Group Pension Fund Liabilities	-76,193
794,723	Net Assets Employed	1,377,532

* Some of the component Group assets have been valued on a different basis to that used by the Authority. If the Wales National Pool had been valued at depreciated replacement cost then the asset would have a value of £28.664m.

* The Wales National Pool currently has a net book value in the region of £2.7m. Given the material scale of the difference in value the Authority has restated their share of the higher valuation which results in an unrealised gain of £12.97m. It is expected that under the terms of the agreement the final value at the end of the lease (24th December 2023) will be zero. Therefore the difference in book valuations will be fully amortised by the 2023/24 Statement of Accounts.

Swansea Council (the Parent company) does not believe that it will receive a material benefit in the form of income or dividends from the related companies, and does not expect to make any contributions over and above the normal budgeted requirement. Since the related companies are limited by guarantee, any losses to the Authority will be limited to the value of the guarantee in each entity.

Notes to the Accounts

31. Agency Services

The Authority carried out work on an agency basis for other organisations for which it is reimbursed. These amounts are excluded from the Authority's results. The significant agency services provided were:

2022/23

Agency	Description	Expenditure £'000	Grant Income Received £'000	Grant Debtors £'000	Grant Creditors £'000	Total Grant £'000
Welsh Government	Covid-19 Business Support grant	10	-10	0	0	-10
Welsh Government	Covid-19 Business Restrictions grant	0	0	0	0	0
Welsh Government	Covid-19 Carers Payments grant	1,246	0	-1,246	0	-1,246
Welsh Government	Covid-19 Statutory Sick Pay Support grant	308	-308	0	0	-308
Welsh Government	Covid-19 Lockdown Discretionary grant	0	0	0	0	0
Welsh Government	Covid-19 Freelancer grant	0	0	0	0	0
Welsh Government	Covid-19 Business Restrictions Extension grant	0	0	0	0	0
Welsh Government	Covid-19 Self isolation payments	1,178	-1,178	0	0	-1,178
Welsh Government	Winter Fuel payments	0	0	0	0	0
Welsh Government	Covid-19 Covid NDR Business grants	0	0	0	0	0
Welsh Government	Covid-19 Freelancer 2 grant (CRF2)	0	0	0	0	0
Welsh Government	Covid-19 ERF Discretionary Fund grant	0	0	0	0	0
Welsh Government	Covid-19 ERF Discretionary Fund July - Aug grant	0	0	0	0	0
Welsh Government	Covid-19 ERF Discretionary Fund Dec - Feb grant	0	0	0	0	0
Welsh Government	Covid-19 Unpaid Carers payments	1,727	-1,727	0	0	-1,727
Welsh Government	Bus Services Support grant	4,623	-4,623	0	0	-4,623
Welsh Government	Bus Emergency Scheme grant	12,054	-11,054	-1,000	0	-12,054
Welsh Government	Town Centre loans	835	0	0	0	0
Welsh Government	Welsh Government Owner Occupier Loans	63	0	0	0	0
Welsh Government	Welsh Government Landlord Loans	-56	0	0	0	0
		21,988	-18,900	-2,246	0	-21,146

Notes to the Accounts

2022/23 continued

Agency	Description	Expenditure £'000	Grant Income Received £'000	Grant Debtors £'000	Grant Creditors £'000	Total Grant £'000
Balance b/f		21,988	-18,900	-2,246	0	-21,146
Welsh Government	Substance Misuse Action Team Capital grant	46	-46	0	0	-46
Welsh Government	Ukraine Initial Payments	79	-79	0	0	-79
Welsh Government	Cost of Living payments	13,616	-13,616	0	0	-13,616
Welsh Government	Fuel Support payments	5,838	-5,838	0	0	-5,838
UK Government	Energy Bills Support Scheme (Alternative Funding) payments	114	-951	0	837	-114
UK Government	Ukraine Host Payments	348	-348	0	0	-348
UK Government	Additional Fuel payments (Alternative Fund)	1	-136	0	135	-1
		42,030	-39,914	-2,246	972	-41,188

Notes to the Accounts

2021/22 Comparative figures

Agency	Description	Expenditure £'000	Grant Income Received £'000	Grant Debtors £'000	Grant Creditors £'000	Total Grant £'000
Welsh Government	Covid-19 Business Support grant	-386	-180	0	566	386
Welsh Government	Covid-19 Business Restrictions grant	-26	10	0	16	26
Welsh Government	Covid-19 Carers Payments grant	7,397	202	-7,599	0	-7,397
Welsh Government	Covid-19 Statutory Sick Pay Support grant	330	-330	0	0	-330
Welsh Government	Covid-19 Lockdown Discretionary grant	3	-3	0	0	-3
Welsh Government	Covid-19 Freelancer grant	-10	2	0	8	10
Welsh Government	Covid-19 Business Restrictions Extension grant	-170	80	0	90	170
Welsh Government	Covid-19 Self isolation payments	4,770	-4,834	0	64	-4,770
Welsh Government	Winter Fuel payments	2,755	-2,755	0	0	-2,755
Welsh Government	Covid-19 Covid NDR Business grants	4,200	-5,978	0	1,778	-4,200
Welsh Government	Covid-19 Freelancer 2 grant (CRF2)	100	-100	0	0	-100
Welsh Government	Covid-19 ERF Discretionary Fund grant	445	-520	0	75	-445
Welsh Government	Covid-19 ERF Discretionary Fund July - Aug grant	43	-43	0	0	-43
Welsh Government	Covid-19 ERF Discretionary Fund Dec - Feb grant	320	-664	0	344	-320
Welsh Government	Bus Services Support grant	4,534	-4,588	0	77	-4,511
Welsh Government	Bus Emergency Scheme grant	6,380	-10,039	0	3,636	-6,403
Welsh Government	Town Centre loans	2,104	-5,000	0	0	-5,000
Welsh Government	Welsh Government Owner Occupier Loans	109	0	0	0	0
Welsh Government	Welsh Government Landlord Loans	96	0	0	0	0
Welsh Government	Substance Misuse Action Team Capital grant	7	-7	0	0	-7
		33,001	-34,747	-7,599	6,654	-35,692

Notes to the Accounts

Covid-19 Business Support grant

There were various rounds of grant support and differing criteria for each grant. Grants were payable to businesses of specific types (e.g. retail, hospitality, leisure) that were liable for Non-Domestic rates. Broad guidance was issued by Welsh Government to aid local authorities in administering each round of grants. Other discretionary grants were also payable in other circumstances not related to liability for Non-Domestic rates.

In 2022/23 there was 1 payment (2021/22 1,701 payments).

Covid-19 Carers Payments grant

There have been three schemes to provide additional payments to Social Care workers during the course of the pandemic. The first two schemes were accounted for in 2020/21. A third scheme was announced in March 2022 and was largely accounted for in 2021/22. The amounts accounted for in 2022/23 are the difference between the Welsh Government estimates of the scheme value and the actual amounts paid. The scheme was administered by the Council.

Covid-19 Statutory Sick Pay Support grant

The statutory sick pay enhancement scheme supports social care workers who only get statutory sick pay when absent or are not eligible for SSP. It provides funding to allow employers to pay eligible workers at full pay if they cannot work due to Covid-19. The scheme ceased in 2022/23.

Covid-19 Freelancer grant

This grant provided support to freelance workers in cultural and creative sectors. There were 434 payments of £2,500 to applicants during 2020/21. There was a small balance of £7,500 due back to Welsh Government in 2021/22. There are no further payments in 2022/23.

Covid-19 Business Restrictions, Lockdown Discretionary and Business Restrictions Extensions grant (all termed Discretionary grants).

Those businesses that were forced to close or materially impacted by the restrictions in place during the various lockdowns and did not qualify for NDR Covid-19 Business Support grants, could apply to the various phased discretionary grants for support. Depending on eligibility criteria these grants were amounts of £1,500 or £2,000 for the firebreak lockdown discretionary grant and a flat £2,000 award for the other discretionary grants listed. The number of payments for 2021/22 were as follows:

Business Restrictions 484, Lockdown Discretionary 483, Business Restrictions Extension 557.

There were no further payments in 2022/23.

Notes to the Accounts

Covid-19 Self isolation payments

Payments of £500 were issued on behalf of Welsh Government to people required to self isolate as a result of contracting Covid-19 or coming into contact with a person with Covid-19. Eligibility for these payments was expanded a number of times after the scheme was implemented and again, Welsh Government provided guidance documents to aid local authorities with their administration.

In 2022/23 there were a total of 2,374 payments (2021/22 6,829 payments).

Winter Fuel payments

Payments of £100 (later increased to £200) were issued to people eligible for a payment under eligibility criteria determined by Welsh Government to help with the rising costs of fuel. Welsh Government provided guidance documents to aid local authorities with their administration.

No payments were made in 2022/23 (2021/22 24,700 payments).

Covid-19 Covid NDR Business grants

Further NDR linked grant payments to support businesses with their immediate cash flow and to help them survive the economic consequences of additional restrictions necessary to control the spread of Covid-19 were made on behalf of Welsh Government. Welsh Government provided guidance documents to aid local authorities with their administration.

In 2022/23 there were no payments (2021/22 1,627 payments).

Covid-19 Freelancer 2 grant (CRF2)

This grant provided support to freelance workers in cultural and creative sectors. There were 40 payments of £2,500 to applicants during 21/22. There were no further payments in 2022/23.

Covid-19 ERF Discretionary Fund grants

Those businesses that were forced to close or materially impacted by the restrictions in place during the period and did not qualify for NDR Covid-19 Business Support grants or ERF funding from Welsh Government, could apply to the various phased discretionary grants for support. Depending on eligibility criteria these grants varied in award from £1k to £5k. The number of payments for 2021/22 was as follows:

ERF Discretionary Fund 176 payments, Discretionary July - August 26 payments, Discretionary December - February 298 payments including 2 which are being finalised and have been accounted for.

There were no further payments in 2022/23.

Covid-19 Unpaid Carers payments

A one-off £500 payment was made available by Welsh Government (administered by Local Authorities) for unpaid carers receiving Carer's Allowance on 31st March 2022. Welsh Government provided guidance documents to aid local authorities with their administration. In 2022/23 3,449 payments were made.

Notes to the Accounts

Bus Services Support grant

This is an annual Welsh Government grant that Swansea Council administers on behalf of the South West Wales region. The grant has two main purposes:

To provide a subsidy to local bus and community transport operators through the Live Kilometre Support Grant (LKSG) and secondly to provide funding to the four local authorities to support local bus and community transport services in their areas through the Local Transport Services Grant (LTSG).

In 2022/23 there were approximately 206 financial transactions (2021/22 approximately 195 financial transactions).

Bus Emergency Scheme grant

This is another grant that Swansea Council is administering on behalf of the South West Wales region. It provides additional funding to local bus operators to make up for the reduction in 'on bus' revenue as passenger numbers have not recovered post-Covid. Since August 2022, it has also been used to:

re-imburse local bus operator shortfalls in concessionary fares re-imburement post-Covid, and shortfalls in Live Kilometre Support Grant as a result of lesser kilometres being operated on local bus services post-Covid.

The 2022/23 grant led to 160 financial transactions (2021/22 175 financial transactions).

Town Centre Loans

This repayable funding is offered for the purpose of reducing the number of vacant, underutilised and redundant sites and premises in town centres and to support the diversification of the town centres by encouraging more sustainable uses for empty sites and premises such as residential, leisure and for key services. Loan terms of up to seven years interest free can be offered and the Authority is tasked with recycling the funding three times prior to the fifteen year award term from the Welsh Government.

Welsh Government Owner Occupier Loans

These are an interest free loan to carry out repairs and improvement to owner occupied properties, subject to an affordability test, repayable in monthly instalments up to a ten year period.

Welsh Government Landlord Loans

These are an interest free loan to bring empty properties back into use or to carry repairs to existing rented properties for landlords, repayable in full in three years if intending to sell the property or five years if letting the property.

Substance Misuse Action Team Capital grants

The Council acts as Banker to enable local organisations to access this Welsh Government scheme. The scheme awards grants to organisations who work in the Substance Misuse sector to improve their premises and IT equipment.

Notes to the Accounts

Cost of Living payments

The Welsh Government set up a Cost-of-Living Support Scheme to be administered on its behalf by local authorities and it provided guidance to support the process. The scheme was split into mandatory and discretionary parts. £150 payments were made to eligible households under the main scheme. The Discretionary Scheme could then be used by each local authority to support households it considered to be in need of assistance with their living costs, including households eligible for support under the main scheme. Each local authority determined its use of discretionary support as it deemed appropriate to address known, and identified, local needs.

In 2022/23 127,848 payments were made.

Fuel Support payments

Eligible households could claim a one-off £200 payment from their local authority to provide support towards paying their fuel costs. The payment was available to all eligible households however they paid for their fuel, whether that is, for example, on a pre-payment meter, by direct debit or by paying a bill quarterly and regardless of whether they are using on or off-grid fuel. Welsh Government provided guidance documents to aid local authorities with their administration.

In 2022/23 29,192 payments were made.

Energy Bills Support Scheme (Alternative Funding) payments

The Energy Bills Support Scheme Alternative Funding (EBSS AF) was a one-off £400 non-repayable payment to eligible households who had not received the main EBSS payment automatically (such as park home residents) to help with their energy bills. LAs were responsible for distributing the EBSS AF payments to eligible applicants and guidance was provided by the Department for Energy and Industrial Strategy (BEIS) to support the process.

In 2022/23, 286 payments were made (the scheme continues in 23/24).

Alternative Fuel Payments (Alternative Fund) payments

The Alternative Fuel Payment Alternative Fund (AFP AF) provided a payment of £200 for households that use alternative fuels – such as heating oil, biomass and liquefied petroleum gas (LPG) – as the main source of heating and had not received the main AFP to help with their energy bills as they did not have a direct relationship with an electricity supplier. LAs were provided with guidance by the Department for Energy Security and Net Zero to aid the administration of the scheme.

In 2022/23, 7 payments were made (the scheme continues in 23/24).

Ukraine Initial Payments

Welsh Government has provided a £200 per person payment to refugees recently arrived from Ukraine. This is meant to support citizens with their initial housing costs as they transfer from hosted accommodation.

Notes to the Accounts

Ukraine Host Payments

The UK Government provides £350 per month for those who host Ukrainian refugees for a period of at least six months. These payments are administered by the Council and follow UK Government advice.

32. Capital Expenditure and Capital Financing

The total amount of capital expenditure incurred in the year is shown in the table below, (including the value of assets acquired under finance leases), together with the resources that have been used to finance it. Where capital expenditure is to be financed in future years by charges to revenue as assets are used by the Authority, the expenditure results in an increase in the Capital Financing Requirement (CFR), a measure of the capital expenditure incurred historically by the Authority that has yet to be financed. The CFR is analysed in the second part of this note.

2021/22 £'000		2022/23 £'000
601,973	Opening Capital Financing Requirement	628,973
	Capital investment	
140,865	Property, Plant and Equipment	114,795
293	Heritage Assets	468
0	Investment Properties	0
359	Intangible Assets	226
6,264	Revenue Expenditure Funded from Capital under Statute	8,644
	Sources of finance	
-5,877	Capital receipts	-7,090
-65,737	Government grants and other contributions	-69,777
	Sums set aside from revenue:	
-32,260	Direct revenue contributions	-28,400
-16,907	MRP/loans fund principal	-18,030
628,973	Closing Capital Financing Requirement	629,809
	Explanation of movements in year	
31,490	Increase in underlying need to borrowing	2,206
614	Assets acquired under finance leases	40
-5,104	Other movements in year	-1,410
27,000	Increase/decrease(-) in Capital Financing Requirement	836

33. Termination Benefits

During 2022/23 the Authority incurred significant expenditure in terms of redundancy costs paid to leavers together with costs incurred in compensation payments to the Local Government Pension Fund in respect of early access pension costs.

In particular on 17th November 2011, in order to meet significant budget savings required for the financial year 2011/12 and onwards, the Cabinet authorised officers to seek expressions of interest for voluntary redundancy and/or early retirement from within selected employee groups of the Authority in accordance with the Authority's agreed ER/VR policy. The offer remains extant on a rolling basis.

Costs were incurred relating to redundancy payments and early access to pension costs totalling £1.782m (2021/22 £0.951m) for the year.

These costs include provision for costs for a limited number of employees whose service will be terminated in 2023/24 but who had been offered - and accepted - severance terms as at 31st March 2023.

All costs relating to termination benefits have been included as part of service definitions within the Comprehensive Income and Expenditure Statement.

The above costs include both teaching and non teaching staff.

34. Pension Schemes Accounted For As Defined Contribution Schemes

Teachers employed by the Authority are members of the Teachers' Pensions Scheme, administered by Capita Teachers' Pensions on behalf of the Department for Education. The Scheme provides teachers with specified benefits upon their retirement, and the Authority contributes towards the costs by making contributions based on a percentage of members' pensionable salaries.

The scheme is a multi-employer defined benefit scheme. The scheme is unfunded and the Department for Education uses a notional fund as a basis for calculating the employers' contribution rate paid by local authorities. Valuations of the notional fund are undertaken every four years.

Notes to the Accounts

The scheme has in excess of 12,000 participating employers and consequently the Authority is not able to identify its share of the underlying financial position and performance of the scheme with sufficient reliability for accounting purposes. For the purposes of this Statement of Accounts, it is therefore accounted for on the same basis as a defined contribution scheme. As a proportion of the total contributions into the Teachers' Pension Scheme during the year ending 31st March 2023, the Authority's own contributions equate to approximately 0.3%.

In 2022/23 the Authority paid £21m to Teachers' Pensions in respect of teachers' retirement benefits, representing 23.7% of pensionable pay. The figures for 2021/22 were £19.7m and 23.7%. The March 2023 contributions of £1,773,975 were paid on the 15th April 2023. The contributions due to be paid in the next financial year are estimated to be £21.7m at an employer rate of 23.68%.

The Authority is responsible for the costs of any additional benefits awarded upon early retirement outside of the terms of the teachers' scheme. These costs are accounted for on a defined benefit basis and detailed in Note 35.

The Authority is not liable to the scheme for any other entities' obligations under the plan.

35. Defined Benefit Pension Schemes

Participation in Pension Schemes

As part of the terms and conditions of employment of its officers, the Authority makes contributions towards the cost of post-employment benefits. Although these benefits will not actually be payable until employees retire, the Authority has a commitment to make the payments (for those benefits) and to disclose them at the time that employees earn their future entitlement.

The Authority participates in two post-employment schemes:

- The Local Government Pension Scheme (LGPS), administered locally by the City and County of Swansea - this is a funded defined benefit final salary scheme, meaning that the Authority and employees pay contributions into a fund, calculated at a level intended to balance the pensions liabilities with investment assets.

Notes to the Accounts

- Arrangements for the award of discretionary post-retirement benefits upon early retirement - this is an unfunded defined benefit arrangement, under which liabilities are recognised when awards are made. However, there are no investment assets built up to meet these pension liabilities, and cash has to be generated to meet actual pension payments as they eventually fall due.

The City and County of Swansea pension scheme is operated under the regulatory framework for the Local Government Pension Scheme and the governance of the scheme is the responsibility of the pensions committee of the City and County of Swansea. Policy is determined in accordance with the Pensions Fund Regulations. The investment managers of the fund are appointed by the committee and the committee consist of the Director of Finance, Council members and independent investment advisers.

The principal risks to the Authority of the scheme are the longevity assumptions, statutory changes to the scheme, structural changes to the scheme (i.e. large-scale withdrawals from the scheme), changes to inflation, bond yields and the performance of the equity investments held by the scheme. These are mitigated to a certain extent by the statutory requirements to charge to the General Fund and Housing Revenue Account the amounts required by statute as described in the accounting policies note.

Discretionary Post-retirement Benefits

Discretionary post-retirement benefits on early retirement are an unfunded defined benefit arrangement, under which liabilities are recognised when awards are made. There are no plan assets built up to meet these pension liabilities.

Transactions Relating to Post-employment Benefits

The cost of retirement benefits in the reported cost of services is recognised when they are earned by employees, rather than when the benefits are eventually paid as pensions. However, the charge we are required to make against council tax is based on the cash payable in the year, so the real cost of post-employment/retirement benefits is reversed out of the General Fund and Housing Revenue Account via the Movement in Reserves Statement.

Notes to the Accounts

The following transactions have been made in the Comprehensive Income and Expenditure Statement and the General Fund Balance via the Movement in Reserves Statement during the year:

	Local Government Pension Scheme		Discretionary Benefits Arrangements	
	2022/23 £m	2021/22 £m	2022/23 £m	2021/22 £m
Comprehensive Income and Expenditure Statement				
Net Cost of Services:				
Current service cost	88.57	96.14	0.00	0.00
Past service costs	0.50	0.51	0.00	0.00
Financing and Investment Income and Expenditure				
Net interest expense	16.22	17.70	2.31	1.94
Total Post Employment Benefits Charged to the Surplus or Deficit on the Provision of Services	105.29	114.35	2.31	1.94
Other Post Employment Benefits Charged to the Comprehensive Income and Expenditure Statement				
Remeasurement of the net defined benefit liability comprising:				
Return on plan assets	24.29	-137.09	0.00	0.00
Actuarial gains(-) and losses arising on changes in demographic assumptions	23.83	-22.59	-0.39	-1.22
Actuarial gains(-) and losses arising on changes in financial assumptions	-867.62	-154.24	-16.20	-2.45
Other	139.81	6.41	7.76	0.35
Total Post Employment Benefits Charged to the Comprehensive Income and Expenditure Statement	-574.40	-193.16	-6.52	-1.38
Movement in Reserves Statement				
Reversal of net charges made to the Surplus or Deficit on the Provision of Services for post employment benefits in accordance with the Code	-105.29	-114.35	-2.31	-1.94
Actual amount charged against the General Fund Balance for pensions in the year:				
Employers' contributions payable to the scheme	51.97	46.32		
Retirement benefits payable to pensioners			5.54	5.61

Notes to the Accounts

Pension Assets and Liabilities Recognised in the Balance Sheet

The amount included in the Balance Sheet arising from the Authority's obligation in respect of its defined benefit plans is as follows:

	Local Government Pension Scheme		Discretionary Benefits Arrangements	
	2022/23 £m	2021/22 £m	2022/23 £m	2021/22 £m
Present value of the defined benefit obligation	1,620.29	2,236.61	76.20	88.26
Fair value of plan assets	1,646.12	1,610.24	0.00	0.00
Sub total	25.83	-626.37	-76.20	-88.26
Unrecognised asset	25.83	0.00	0.00	0.00
Net liability arising from defined benefit obligation	0.00	-626.37	-76.20	-88.26

Reconciliation of the Movements in the Fair Value of Scheme (Plan) Assets

	Local Government Pension Scheme		Discretionary Benefits Arrangements	
	2022/23 £m	2021/22 £m	2022/23 £m	2021/22 £m
Opening fair value of scheme assets	1,610.24	1,431.37	0.00	0.00
Interest income	43.71	30.19	0.00	0.00
Remeasurement gain/loss(-):				
The return on plan assets, excluding the amount included in the net interest expense	-24.29	137.09	0.00	0.00
Contributions from employer	51.97	46.32	5.54	5.61
Contributions from employees into the scheme	13.25	11.77	0.00	0.00
Benefits paid	-48.76	-46.50	-5.54	-5.61
Closing fair value of scheme assets	1,646.12	1,610.24	0.00	0.00

Notes to the Accounts

Reconciliation of Present Value of the Scheme Liabilities (Defined Benefit Obligation)

	Funded Liabilities: Local Government Pension Scheme		Unfunded Liabilities: Discretionary Benefits Arrangements	
	2022/23 £m	2021/22 £m	2022/23 £m	2021/22 £m
Opening Balance at 1st April	2,236.61	2,297.22	88.26	95.25
Current service cost	88.57	96.14	0.00	0.00
Interest cost	59.93	47.89	2.31	1.94
Contributions from scheme participants	13.25	11.77	0.00	0.00
Remeasurement gains(-) and losses:				
Actuarial gains/losses arising from changes in demographic assumptions	23.83	-22.59	-0.39	-1.22
Actuarial gains/losses arising from changes in financial assumptions	-867.62	-154.24	-16.20	-2.45
Other	113.98	6.41	7.76	0.35
Past service cost	0.50	0.51	0.00	0.00
Benefits paid	-48.76	-46.50	-5.54	-5.61
Closing balance at 31st March	1,620.29	2,236.61	76.20	88.26

Local Government Pension Scheme assets comprised:

	Fair value of scheme assets	
	2022/23 £'000	Restated 2021/22 £'000
Cash and cash equivalents	9,044	17,529
	9,044	17,529
Pooled Equity Investment Vehicles		
- UK	0	0
- Global *	1,047,932	1,144,885
	1,047,932	1,144,885
Property	56,666	60,230
	56,666	60,230

Notes to the Accounts

	Fair value of scheme assets	
	2022/23 £'000	Restated 2021/22 £'000
Fixed Interest:		
- Fixed Interest	177,565	133,097
- Index-Linked	15,681	20,785
	193,246	153,882
Hedge Funds	34,676	33,512
	34,676	33,512
Private Equity	124,061	108,986
	124,061	108,986
Infrastructure	60,722	47,694
	60,722	47,694
Private Debt	40,063	30,974
	40,063	30,974
Residential Housing	12,836	10,018
	12,836	10,018
Timberland & Farmland	77	73
	77	73
Trade Finance	57,873	0
	57,873	0
Derivatives	6,510	899
	6,510	899
Cash Funds	0	0
	0	0
Cash - Dividends Due	2	166
	2	166
Net Current Assets	2,404	1,412
	2,404	1,412
Total Assets	1,646,112	1,610,260

* Note - The three segregated equity funds with JP Morgan, Aberdeen and Schroders UK were transitioned in January 2019 to the Wales Pension Partnership Global Opportunities Fund, a Pooled Equity Investment Vehicle.

Notes to the Accounts

Basis for Estimating Assets and Liabilities

Liabilities have been assessed on an actuarial basis using the projected unit credit method, an estimate of the pensions that will be payable in future years dependent on assumptions about mortality rates, salary levels, etc. Both the Local Government Pension Scheme and discretionary benefits liabilities have been assessed by Aon Hewitt Limited, an independent firm of actuaries, estimates for the Fund being based on the latest full valuation of the scheme as at 31st March 2022.

The significant assumptions used by the Actuary have been:

	Local Government Pension Scheme		Discretionary Benefits	
	2022/23	2021/22	2022/23	2021/22
Mortality assumptions:				
Longevity at 65 for current pensioners: (years)				
- Men	22.2	22.1	22.2	22.1
- Women	24.7	24.2	24.7	24.2
Longevity at 65 for future pensioners: (years)				
- Men	22.9	23.2		
- Women	25.8	25.7		
Rate of inflation %	2.7	3.0	2.7	3.0
Rate of increase in salaries %	4.2	4.5		
Rate of increase in pensions %	2.7	3.0	2.7	3.0
Rate for discounting scheme liabilities %	4.7	2.7	4.7	2.7

The estimation of the defined benefit obligations is sensitive to the actuarial assumptions set out in the table above. The sensitivity analyses on the next page have been determined based on reasonably possible changes of the assumptions occurring at the end of the reporting period and assumes for each change that the assumption analysed changes while all the other assumptions remain constant. The assumptions in longevity, for example, assume that life expectancy increases or decreases for men and women. In practice, this is unlikely to occur, and changes in some of the assumptions may be interrelated. The estimations in the sensitivity analysis have followed the accounting policies for the scheme, i.e. on an actuarial basis using the projected unit credit method. The methods and types of assumptions used in preparing the sensitivity analysis below did not change from those used in the previous period.

Notes to the Accounts

	Impact on the Defined Benefit Obligation in the Scheme	
	Increase in Assumption £m	Decrease in Assumption £m
Longevity (increase or decrease in 1 year)	1,576.54	1,664.04
Rate of increase in salaries (increase or decrease by 0.1%)	1,625.15	1,615.43
Rate of increase in pensions (increase or decrease by 0.1%)	1,644.59	1,597.61
Rate for discounting scheme liabilities (increase or decrease by 0.1%)	1,592.75	1,649.46

Asset and Liability Matching (ALM) Strategy

The pensions committee of the City and County of Swansea has agreed to an asset and liability matching strategy (ALM) that matches, to the extent possible, the types of assets invested to the liabilities in the defined benefit obligation. The fund has matched assets to the pensions' obligations by investing in long-term fixed interest securities and index linked gilt edged investment with maturities that match the benefits payments as they fall due. This is balanced with a need to maintain the liquidity of the fund to ensure that it is able to make current payments.

As is required by the pensions and investment regulations the suitability of various types of investment has been considered, as has the need to diversify investments to reduce the risk of being invested in too narrow a range. A large proportion of the assets relate to equities (70.8% of scheme assets) and bonds (0.9%). These percentages are materially the same as the comparative year. The scheme also invests in properties as a part of the diversification of the scheme's investments. There is a limited use of derivatives to manage the bond risk for the shorter-term instruments. The ALM strategy is monitored annually or more frequently if necessary.

Impact on the Authority's Cash Flows

The objectives of the scheme are to keep employers' contributions at as constant a rate as possible. The Authority has agreed a strategy with the scheme's actuary to achieve a funding level of 100% over the next 25 years. Funding levels are monitored on an annual basis. The next triennial valuation is as at 31st March 2025.

Notes to the Accounts

The scheme will need to take account of the national changes to the scheme under the Public Pensions Services Act 2013. Under the Act, the Local Government Pension Scheme in England and Wales and the other main existing public service schemes may not provide benefits in relation to service after 31st March 2014. The Act provides for scheme regulations to be made within a common framework, to establish new career average revalued earnings schemes to pay pensions and other benefits to certain public servants.

The Authority expects to pay £46.25m contributions to the scheme in 2023/24.

The weighted average duration of the defined benefit obligation for scheme members is 17.5 years (2021/22 20.8 years).

36. Contingent Liabilities

The Authority has identified a number of contingent future liabilities arising from current and past activities.

Nature of Liability	Potential Financial Effect £'000	Comment	Timing
Personal Social Services	Unknown	Relates to potential negligence claims relating to those cared for by the Council or its contractors. The Authority is not currently aware of any major claims although court ruling against UK government covid discharge policies may increase the future risk of claims.	Unknown
Infrastructure and retaining walls	Unknown	There are potential claims regarding infrastructure and retaining walls which may be taken against the Authority - such claims will be rigorously defended through the Authority's insurers and any successful claims will be met from future capital or revenue funding.	Unknown
Retention or Clawback on Grant and Contract Claims	Unknown	The Council undertakes a range of activities under which payment is made specifically on evidenced performance over an extended period. Full receipt is not guaranteed until the end of the grant or contract period. There is potential risk that grant clawback may arise if not all grant terms and conditions are fulfilled.	Unknown

Notes to the Accounts

Nature of Liability	Potential Financial Effect £'000	Comment	Timing
Landlord / Tenant Liability Claims	Unknown	There is potential risk around lease/HRA properties where there are disputes as to whether it is a tenant or landlord property maintenance obligation.	Unknown
Flooding	Unknown	There are potential claims regarding flooding which may be taken against the Authority - such claims will be rigorously defended through the Authority's insurers and any successful claims will be met from future capital or revenue funding.	Unknown
Legal and Insurance related matters	Unknown	The Council is regularly challenged on a range of issues that are either subject to litigation or insurance claims. The Council at all times will vigorously defend such claims, and in cases where claims are identified, the result can be anticipated and the potential financial effect evaluated then adequate provision is made with the Accounts for any such liabilities. There remains the possibility however of future claims arising as a result of past actions that are either unknown at the Balance Sheet date or where the outcome is so unpredictable in terms of outcome or financial liability that no reliable estimate of liability can be made.	Unknown
City Deal	Circa £5-£10m	The Council has progressed a range of regeneration and redevelopment schemes within the City Centre using a mix of its own funds and Welsh Government support and significant City Deal monies have now started to arrive. There is however a residual risk that if the required private sector funding is not delivered there is a small risk of grant clawback if the overall outcomes are not achieved. This risk is partly minimised by the fact that funding agreements are now in place between the Council and the two universities for their element of the City Deal delivery and direct control will be retained for the regional aspects of the City Deal carried out in Swansea.	2023/24 and beyond

Notes to the Accounts

Nature of Liability	Potential Financial Effect £'000	Comment	Timing
Client care costs	Circa £1-£5m	The interface between local authority social care, and to a much lesser extent some specialist education provision, and local health boards and other local authorities is a complex one involving discussion and decisions on lead responsibility for payment of client care costs, and in some cases appropriate sharing of costs.	Ongoing
WEFO grant	Circa £6m	In 2017, the Council was awarded a grant of £4.5m split between capital and revenue. This amount was subsequently increased to £6m in total. As at year end 2022/23 some of the grant conditions had not been met although the associated projects had advanced and incurred significant expenditure. Due to some of the expenditure possibly not meeting the grant terms, there is a possibility that some of the grant might have to be paid back. At present there is ongoing discussions with the grant awarder to resolve this. Once these discussions are concluded the next steps will be clear and this contingent liability can then be removed. As yet the exact amount that could be paid back and timing of when payment would be made are uncertain.	Unknown

37. Council Tax

Council Tax income derives from charges raised according to the value of residential properties, which have been grouped into nine valuation bands using 1st April 2003 values for this specific purpose. Charges are calculated by taking the amount of income required for the Council, South Wales Police Authority and community councils for the forthcoming year and dividing the amount by the Council Tax base.

The Council Tax base is the number of properties in each band adjusted by a multiplier to convert the number to band 'D' equivalent and adjusted for discounts. The base was 93,114 in 2022/2023 (94,051 in 2021/2022).

Notes to the Accounts

Council Tax bills are based on multipliers for bands A to I. The following table shows the multiplier applicable to each band together with the equivalent number of Band 'D' properties within each band. In addition there is one lower band (A*) designed to offer the appropriate discount in respect of disabled dwellings where legislation allows a reduction in banding to that one below the band in which the property is actually valued.

The band 'D' numbers shown have been adjusted for an assumed collection rate of 96.5% (97% in 2021/22) to arrive at the Council Tax base for the year.

Band	A*	A	B	C	D	E	F	G	H	I
Multiplier	5/9	6/9	7/9	8/9	9/9	11/9	13/9	15/9	18/9	21/9
Band 'D' Number	19	9,450	18,845	19,103	14,734	14,037	10,797	6,118	2,275	1,114

Analysis of the net proceeds from Council Tax:

2021/22 £'000		2022/23 £'000
165,026	Council tax collectable	168,099
-4,157	Less:- Provision for non payment of Council Tax	-2,097
-23,138	Less:- Council Tax Support Scheme	-22,577
137,731	Net proceeds from Council Tax	143,425

Application of Council Tax proceeds:

2021/22 £'000		2022/23 £'000
164,600	City & County of Swansea precept	164,273
1,640	Community Council precept	1,697
166,240	Council Tax requirement	165,970
-23,138	Less:- Council Tax Support Scheme	-22,577
-5,371	Transfer to reserves (Surplus/Deficit)	32
137,731	Net application of proceeds	143,425

38. Non-Domestic Rates (NDR)

NDR is organised on a national basis. The Welsh Government specifies an amount of the rate per pound of rateable value which for 2022/23 was 0.535p (0.535p in 2021/22) and, subject to the effects of transitional arrangements, local businesses pay rates calculated by multiplying their rateable value by that amount. The Council is responsible for collecting rates due from ratepayers in its area but pays the proceeds into the NDR Pool administered by the Welsh Government. The Welsh Government redistributes the sums payable back to local authorities on the basis of a fixed amount per head of population. The rateable value for 2022/23 was £179.055m (2021/22 £184.554m).

39. Nature and extent of risks arising from Financial Instruments

The Authority's activities expose it to a variety of financial risks, including:

- credit risk - the possibility that other parties might fail to pay amounts due to the Authority.
- liquidity risk - the possibility that the Authority might not have funds available to meet its commitments to make payments.
- market risk - the possibility that financial loss might rise for the Authority as a result of changes in such measures as interest rates and stock market movements.

The Authority's overall risk management programme focuses on the unpredictability of financial markets and seeks to minimise potential adverse effects on the financial resources available to fund services. Risk management is carried out by a central treasury team, under policies approved by the Council in the Annual Treasury Management Strategy. The Council provides written principles for overall risk management, as well as covering specific areas, such as interest rate risk, credit risk and the investment of surplus cash.

Credit Risk

Credit risk arises from deposits with banks, building societies and other local authorities as well as credit exposures to the Authority's customers.

The risk is minimised through the Annual Investment Strategy which outlines the minimum credit criteria required for the Authority. The full details of the credit criteria are outlined in the previously published Treasury Management Strategy report available on the Council's website.

Credit Risk Management Practices

The Authority's credit risk management practices are set out in the Annual Treasury Management Investment Strategy presented to Council in March 2023.

Notes to the Accounts

Amounts Arising from Expected Credit Losses

The changes in the loss allowance during the year are as follows:

Loss allowance by Asset Class

Asset Class (amortised cost)	12-month expected credit losses £'000	Lifetime expected credit losses – not credit impaired £'000	Lifetime expected credit losses – credit impaired £'000	Lifetime expected credit losses – simplified approach £'000	Purchased or originated credit impaired financial assets £'000	£ Total £'000
Opening balance as at 1 April 2022	0	0	0	7,730	0	7,730
Transfers:						
• Individual financial assets transferred to 12-month expected credit losses	0	0	0	0	0	0
• Individual financial assets transferred to lifetime expected credit losses	0	0	0	0	0	0
• Individual financial assets transferred to lifetime expected credit losses credit impaired	0	0	0	0	0	0
New financial assets originated or purchased	0	0	0	0	0	0
Amounts written off	0	0	0	-607	0	-607
Financial assets that have been derecognised	0	0	0	-1,633	0	-1,633
Changes due to modifications that did not result in derecognition	0	0	0	0	0	0
Changes in models/risk parameters	0	0	0	0	0	0
Other changes	0	0	0	0	0	0
Balance as at 31 March 2023	0	0	0	5,490	0	5,490

Notes to the Accounts

Loss allowance by Asset Class - Comparative year information

Asset Class (amortised cost)	12-month expected credit losses £'000	Lifetime expected credit losses – not credit impaired £'000	Lifetime expected credit losses – credit impaired £'000	Lifetime expected credit losses – simplified approach £'000	Purchased or originated credit impaired financial assets £'000	Total £'000
Opening balance as at 1 April 2021	0	0	0	7,278	0	7,278
Transfers:						
• Individual financial assets transferred to 12-month expected credit losses	0	0	0	0	0	0
• Individual financial assets transferred to lifetime expected credit losses	0	0	0	0	0	0
• Individual financial assets transferred to lifetime expected credit losses credit impaired	0	0	0	0	0	0
New financial assets originated or purchased	0	0	0	621	0	621
Amounts written off	0	0	0	-169	0	-169
Financial assets that have been derecognised	0	0	0	0	0	0
Changes due to modifications that did not result in derecognition	0	0	0	0	0	0
Changes in models/risk parameters	0	0	0	0	0	0
Other changes	0	0	0	0	0	0
Balance as at 31 March 2022	0	0	0	7,730	0	7,730

Notes to the Accounts

Credit Risk Exposure

The Authority has the following exposure to credit risk at 31 March 2023:

	Credit risk rating	Gross carrying amount £'000
12-month expected credit losses	PPP	0
	PP	0
	P	0
Significant increase in credit risk since initial recognition	QQQ	0
	QQ	0
	Q	0
Credit-impaired at 31 March	RRR	0
	RR	0
	R	0
Simplified approach	SSS	0
	SS	0
	S	0

Liquidity Risk

The Authority has a cashflow management system to ensure cash is available when needed. If unexpected movements happen, the Authority has ready access to the money markets and the Public Works Loan Board. There is no significant risk that it will be unable to raise finance to meet its commitments under financial instruments. Instead, the risk may be bound to replenish a proportion of its borrowings at times of unfavourable interest rates. The Authority sets limits on the proportion of its fixed borrowing during specific periods and seeks to ensure an even maturity profile through a combination of planning when to take new loans and where economic when to make early repayments.

The maturity structure of financial liabilities at nominal value is as follows:

On 31 March 2022 £'000	Loans outstanding	On 31 March 2023 £'000
90,202	Less than 1 year	71,377
508	Between 1 and 2 years	5,508
20,523	Between 2 and 5 years	34,523
62,807	Between 5 and 10 years	55,688
603,634	More than 10 years	596,269
777,674	Total	763,365

All trade payables are included in less than one year.

Notes to the Accounts

Market Risk

Interest rate risk

The Authority is exposed to risk in terms of its exposure to interest rate movements on its borrowings and investments. Movements in interest rates have a complex impact on the Authority. A rise in interest rates would have the following effects:

- borrowings at variable rates - the interest expense charged to the Surplus or Deficit on the Provision of Services will rise
- borrowings at fixed rates - the fair value of the liabilities borrowings will fall
- investments at variable rates - the interest income credited to the Surplus or Deficit on the Provision of Services will rise
- investments at fixed rates - the fair value of the assets will fall

Borrowings are not carried at fair value, so nominal gains and losses on fixed rate borrowings would not impact on the Surplus or Deficit on the Provision of Services or Other Comprehensive Income and Expenditure. However changes in interest payable and receivable on variable rate borrowings and investments will be posted to the Surplus or Deficit on the Provision of Services and affect the General Fund balance.

The Authority has a number of strategies for managing interest rate risk. The policy is to have up to a maximum of 40% of its borrowings in variable rate loans. During periods of falling interest rates, and where economic circumstances make it favourable, fixed rate loans will be repaid early to limit exposure to losses.

The treasury management team has an active strategy for assessing interest rate exposure that feeds into the setting of the annual budget and which is used to inform budget monitoring during the year. This allows any adverse changes to be accommodated. The analysis will also advise whether new borrowing taken out is fixed or variable.

According to this assessment strategy, at 31 March 2023, if interest rates had been 1% higher than market rate with all other variables held constant, the financial effect would be:

	2022/23 £'000
Increase in interest payable on variable rate borrowings	580
Increase in interest receivable on variable rate investments	0
Increase in government grant receivable for financing costs	233
Impact on Surplus or Deficit on the Provision of Services	813
Share of overall impact debited to the Housing Revenue Account	145
Decrease in fair value of fixed rate investment assets	0
Impact on Other Comprehensive Income and Expenditure	0

Notes to the Accounts

	2022/23 £'000
Decrease in fair value of fixed rate borrowing liabilities (no impact on the Surplus or Deficit on the Provision of Services or Other Comprehensive I&E)	-77,452

The impact of a 1% fall in interest rates would be as above but with the movements being reversed.

Price Risk

The Authority does not generally invest in traditional equity shares.

Foreign Exchange Risk

The Authority has no financial assets or liabilities denominated in foreign currencies and thus has no exposure to loss arising from movements in exchange rates.

40. Leasing

Council as Lessor

Operating Leases

The Council was committed as at 31st March 2023 to receive income of £289,169 million (£284,851 million as at 31st March 2022) under operating leases for land & buildings comprising the following elements:

	31st March 2022 £'000	31st March 2023 £'000
Minimum Income		
Not later than one year	5,428	5,902
Later than one year and not later than five years	18,682	19,035
Later than five years	260,741	264,232
	284,851	289,169

Housing Revenue Account Income and Expenditure Statement

The HRA Income and Expenditure Statement shows the economic cost in the year of providing housing services in accordance with generally accepted accounting practices, rather than the amount to be funded from rents and government grants. Authorities charge rents to cover expenditure in accordance with the legislative framework; this may be different from the accounting cost. The increase or decrease in the year, on the basis on which rents are raised, is shown in the Movement on the Housing Revenue Account Statement.

2021/22 £'000		Note	2022/23 £'000
15,466	Repairs and maintenance		19,351
16,476	Supervision and management		16,188
1,125	Rent, rates, taxes and other charges		1,065
5,541	Depreciation and impairment of non-current assets	3	35,920
87	Debt management costs		92
38,695	Total Expenditure		72,616
-65,757	Dwelling rents		-68,251
-110	Non-dwelling rents		-114
-3,170	Charges for services and facilities		-3,302
-1,155	Contributions towards expenditure		-1,353
-70,192	Total Income		-73,020
-31,497	Net cost of HRA services as included in the Comprehensive Income and Expenditure Statement		-404
867	HRA services' share of Corporate and Democratic Core		852
-30,630	Net cost for HRA services		448
	HRA share of the Operating Income and Expenditure included in the Comprehensive Income and Expenditure Statement:		
6,864	Interest payable and similar charges		6,344
-61	Interest and investment income		-434
852	Impairment Losses		414
982	Net interest on the net defined benefit liability/asset(-)		926
-10,357	Capital grants and contributions receivable		-18,157
-32,350	Surplus(-)/Deficit for the year on HRA services		-10,459

Movement on the Housing Revenue Account Statement

2021/22 £'000		2022/23 £'000
6,244	Balance on the HRA at the end of the previous year	5,239
32,350	Surplus or deficit(-) for the year on the HRA Income and Expenditure Statement	10,459
-33,355	Adjustments between accounting basis and funding basis under statute	-5,290
-1,005	Net decrease before transfers to or from reserves	5,169
0	Transfers to/from(-) earmarked reserves	0
-1,005	Increase or decrease(-) in the year on the HRA	5,169
5,239	Balance on the HRA at the end of the current year	10,408

Adjustments between accounting basis and funding basis under statute

Adjustments to Revenue Resources

Amounts by which income and expenditure included in the Comprehensive Income and Expenditure Statement are different from revenue for the year calculated in accordance with statutory requirements:

3,278	Pension costs (transferred to (or from) the Pensions Reserve)	2,570
0	Financial instruments (transferred to the Financial Instruments Adjustment Account)	0
-35	Holiday pay (transferred to the Accumulated Absences Reserve)	-117
-4,817	Reversal of entries included in the Surplus or Deficit on the Provision of Services in relation to capital expenditure (these items are charged to the Capital Adjustment Account):	17,763
-1,574	Total Adjustments to Revenue Resources	20,216

Adjustments between Revenue and Capital Resources

-3,657	Statutory provision for the repayment of debt (transfer from the Capital Adjustment Account)	-3,715
-28,124	Capital expenditure financed from revenue balances (transfer to the Capital Adjustment Account)	-21,791
-31,781	Total Adjustments between Revenue and Capital Resources	-25,506

-33,355	Total Adjustments	-5,290
----------------	--------------------------	---------------

Notes to the Housing Revenue Account

1. Housing Stock

As at 31st March 2023 the Authority owned a total of 13,723 properties, made up of different types of dwelling including detached houses, semi-detached houses, bungalows, low level flats, high rise accommodation and sheltered accommodation.

The change in stock numbers can be summarised as follows:

31/03/2022		31/03/2023
Units		Units
13,577	Stock at 1 st April	13,637
55	Additions (operational dwellings)	86
5	Additions (non-operational dwellings)	0
13,637	Stock at 31st March	13,723

2. Capital expenditure

During 2022/23 £39.948m (2021/22 £44.777m) was spent on HRA Properties.

This was financed as follows:-

2021/22		2022/23
£'000		£'000
9,271	Grants – Major Repairs Allowance	9,283
2,282	Grants - Other	8,874
0	Capital Contributions	0
28,124	Revenue and Balances	21,791
5,100	Borrowing	0
44,777	Total	39,948

The Major Repairs Allowance was used in full in 2022/23 and 2021/22.

Notes to the Housing Revenue Account

3. Depreciation charges and impairment

The total charge for depreciation and impairment made to the HRA for 2022/23 amounted to £35.920m (2021/22 £5.541m) and is analysed as follows:-

2021/22 £'000		2022/23 £'000
	Depreciation on operational assets	
7,176	- dwellings	9,243
36	- other property	32
94	Depreciation on non-operational assets	27
	Revaluation Gains (-) and Losses on operational assets	
-2,381	- dwellings	26,615
25	- other property	0
555	Revaluation Losses on non-operational assets	3
	Impairment	
0	- dwellings	0
36	- other property	0
5,541	Total	35,920

The depreciation charge in respect of HRA assets is not an actual charge against the HRA Balance. It is reversed out in the Movement on the HRA Statement, and replaced with HRA Minimum Revenue Provision specified in the Item 8 Determination, via a transfer to or from the Capital Adjustment Account.

1. Scope of Responsibility

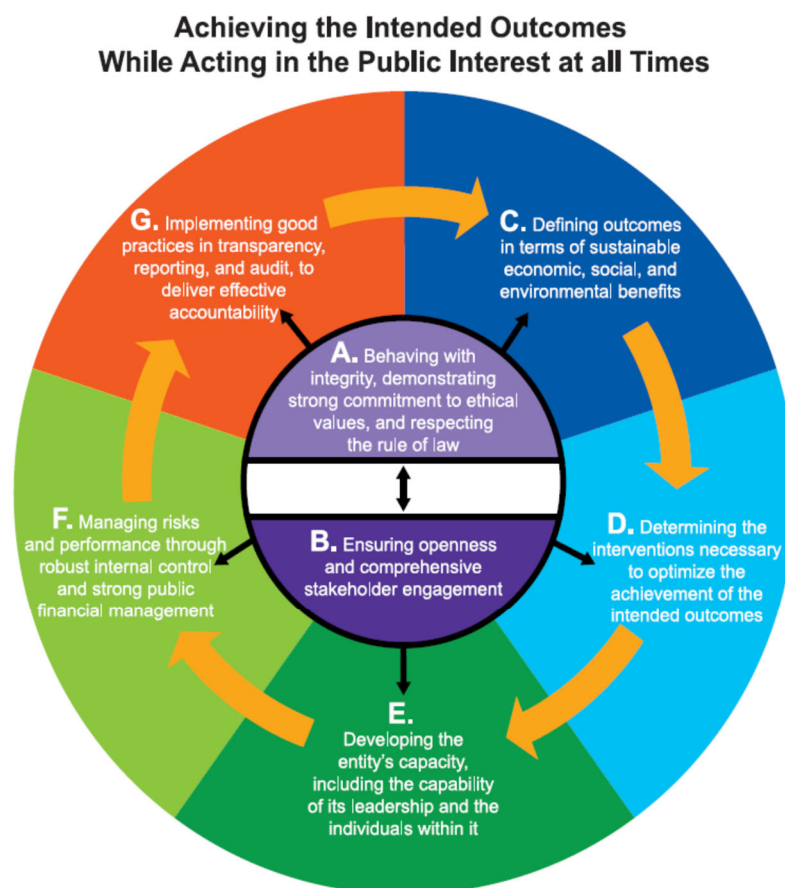
- 1.1 The City and County of Swansea is responsible for ensuring that its business is conducted in accordance with the law and proper standards, and that public money is safeguarded and properly accounted for, and used economically, efficiently and effectively. The Authority also has a duty under the Local Government (Wales) Measure 2009 to make arrangements to secure continuous improvement in the way in which its functions are exercised, having regard to a combination of economy, efficiency and effectiveness.
- 1.2 In discharging this overall responsibility, the City and County of Swansea is responsible for putting in place proper arrangements for the governance of its affairs, facilitating the effective exercise of its functions, which includes arrangements for the management of risk.
- 1.3 The City and County of Swansea adopted a Code of Corporate Governance on 24 August 2017, which is consistent with the principles of the new CIPFA/SOLACE Framework '*Delivering Good Governance in Local Government 2016*'. A copy of the Code can be found on the Council's website.

2. The Purpose of the Governance Framework

- 2.1 The governance framework comprises the systems and processes, culture and values, by which the Authority is directed and controlled and its activities through which it accounts to, engages with and leads the community. It enables the Authority to monitor the achievement of its strategic objectives and to consider whether those objectives have led to the delivery of appropriate services and value for money.
- 2.2 The system of internal control is a significant part of that framework and is designed to manage risk to a reasonable level. It cannot eliminate all risk of failure to achieve policies, aims and objectives and can therefore only provide reasonable and not absolute assurance of effectiveness. The system of internal control is based on an ongoing process designed to identify and prioritise the risks to the achievement of the Authority's policies, aims and objectives, to evaluate the likelihood and potential impact of those risks being realised and to manage them efficiently, effectively and economically.
- 2.3 The governance framework has been in place at the City and County of Swansea throughout the year ended 31 March 2023 and up to the date of approval of the Statement of Accounts.

3. The Governance Framework

3.1 The Council has adopted a Code of Corporate Governance based on the “*Delivering Good Governance in Local Government*” framework published by CIPFA and SOLACE in 2016.



3.2 This Statement explains how the Council has complied with the Governance Framework and meets the requirements of the Accounts and Audit (Wales) Regulations 2014 (as amended by the Accounts and Audit (Wales) (Amendment) Regulations 2018). The Council aims to achieve a good standard of governance by adhering to the 7 key principles of the CIPFA/Solace 2016 Guidance.

3.3 The 7 key principles are:

- A) Behaving with integrity, demonstrating strong commitment to ethical values, and respecting the rule of law.
- B) Ensuring openness and comprehensive stakeholder engagement.
- C) Defining outcomes in terms of sustainable economic, social and environmental benefits.
- D) Determining the interventions necessary to optimise the achievement of the intended outcomes.
- E) Developing the entity's capacity, including the capability of its leadership and the individuals within it.

Annual Governance Statement 2022/23

- F) Managing risks and performance through robust internal control and strong public financial management.
 - G) Implementing good practices in transparency, reporting and audit to deliver effective accountability.
- 3.4 The application of the principles of good governance is summarised below which sets out supporting information for the 7 key principles.
- 3.5 **Note - The issues set out within the Governance Statement have been materially affected by the COVID-19 pandemic, although the impact from the pandemic had lessened during the course of 2022/23. However, it should be noted that the Statutory Governance Chief Officers and CMT continued to maintain corporate grip to ensure that sufficient governance was maintained throughout this unprecedented crisis and during the recovery.**

Principle A

Behaving with integrity, demonstrating strong commitment to ethical values, and respecting the rule of law

Sub Principles:

Behaving with Integrity

Demonstrating strong commitment to ethical values

Respecting the rule of law

How we do this:

- The behaviour and expectations of officers/members is set out in the Constitution, Officer and Member Code of Conduct and Protocol.
- The Monitoring Officer provides training on the code of conduct and ensures the highest standards of conduct by the authority, members and officers – including use of Council email protocol.
- The Standards Committee is responsible for monitoring and scrutinising the standards of Members.
- Member led authority principles with training to senior officers and Cabinet members.
- Compliance with a suite of policies/rules set out in the Constitution.
- The Constitution sets out requirements as to gifts and hospitality and there are regular reminders circulated to both officers and members.
- Adoption of Member Dispute Resolution Protocol.
- Officers/members declarations of interest.
- Officer Secondary Employment Policy.

- The Council's appraisal and recruitment system based on competencies, training and objectives underpin personal behaviours with ethical values.
- Commitment to working to promote high standards of performance based on the Nolan principles.
- Adoption of Welsh Government ethical ways of working.
- The Swansea Pledge.
- The Constitution contains comprehensive Procurement and Financial Procedure Rules.

- The Statutory officers and Members ensure compliance with legislative and regulatory requirements via a robust framework including the scheme of delegation, induction training, standing procedures and rules set out in the Constitution.
- Reports to Committees have legal/finance clearance.
- Robust Scrutiny and Call-In function.
- Robust audit challenge.
- External challenge from auditors, Ombudsman and other external agencies.
- The Monitoring Officer ensures the Council complies with statute and reports on any maladministration.
- An effective anti-fraud and corruption framework supported by a suite of policies i.e. whistleblowing.

Principle B

Ensuring openness and comprehensive stakeholder engagement

Sub Principles:

Openness

Engaging comprehensively with institutional stakeholders

Engaging stakeholders effectively, including individual citizens and service users

How we do this:

- The Council is committed to ensuring an open culture evidenced by open meetings and publication of agendas and minutes.
- A Forward Plan showing key decisions to be made by Council and Cabinet is published.
- There is appropriate Consultation and Engagement supporting the decision making process including annual budget consultation, co-production, engagement with trade unions and engagement with Disability and LGBT communities.
- There are Public questions at Council and Cabinet.
- There is engagement with children and young people to meet the requirement of the UNCRC.
- There is pre-decision scrutiny of Cabinet decisions and Call-In procedure
- Corporate risks are published.

- The Council adopts a Team Swansea approach working as a whole Council and effectively engages with stakeholders to ensure successful and sustainable outcomes by:
 - targeting communications;
 - effective use of social media;
 - formal and informal meetings with key stakeholder groups i.e. External auditors, Welsh Government, Health board.
- The Council has an extensive range of partnerships to support the delivery of the Council's objectives including:
 - The Public Services Board.
 - The Safer Swansea Partnership.
- The Council has adopted the Community/Town Council Charter and facilitates the Community/Town Council forum meetings with the 24 Councils.

- The Council has appropriate structures in place to encourage public participation which is used to inform proposals and key decisions including:
 - A Consultation and Engagement Strategy.
 - A Co-production Framework.
 - "Have your Say" consultations on website.
 - The Scrutiny Programme Committee invites stakeholder contributions and participation.
 - A Staff Survey with responses considered by CMT/Senior Management.
 - A Complaints Policy and Annual Report to assess organisational learning and change.
 - The appointment of Councillor Champions who provide a voice for under-represented groups.
 - An Integrated Impact Assessment to assess the equality, socio-economic and sustainability impacts on people with protected characteristics and future generations.

Principle C

Defining outcomes in terms of sustainable economic, social and environmental benefits

Sub Principles:

Defining outcomes

Sustainable economic, social and environmental benefits

How we do this:

- The Council has a clear vision which is set out in the Corporate Plan *Delivering a Successful & Sustainable Swansea* which prioritises 6 Well-being Objectives.
- Delivery of the Corporate Plan is monitored through the Council's Performance Management Framework with quarterly and annual performance monitoring by CMT/Cabinet.
- There is an Annual Performance Review.
- Annual Service Plans address the sustainability of service delivery along with key corporate priorities.
- There is monthly Performance and Financial Monitoring meetings held for each Directorate.
- There is a Corporate Risk Management Policy ensuring consistent application of risk registers and terminology and audit scrutiny.

- The Council takes a long term and sustainable view and balances the economic, social and environmental impact of policies and plans by:
 - Medium Term Financial Planning covering 3 financial years approved annually by Council.
 - Refresh of the Corporate Plan annually
 - Annual service planning.
- The Council's Corporate Transformation Plan to modernise and transform the council to meet the longer term challenges and ensure sustainable provision of services.
- There is public and stakeholder engagement.
- Council has passed a motion on tackling the climate emergency and has set a target and means to achieve net zero carbon emissions by 2030, including expanding our fleet of green vehicles, increasing tree cover, installing solar panels and improving energy efficiency.

Principle D

Determining the interventions necessary to optimise the achievement of the intended outcomes

Sub Principles:

Determining interventions

Planning interventions

Optimising achievement of intended outcomes

How we do this:

- The Council ensures that decision makers receive objective and rigorous analysis of options with intended outcomes and risks by:
 - written reports from Officers;
 - report clearance by legal, finance and Access to Services officers;
 - embedding of impact assessment in decision making process;
 - clear option appraisals reflected in reports detailing impact, risk and any best value considerations.
- The results of consultation exercises are fully considered by decision makers with consultation responses set out in report.
- Consultation on budget proposals is extensive and includes roadshows with staff.
- The Council has a Corporate Risk Management Policy.

- The Council has established robust planning and control cycles covering strategic and operational plans, priorities and targets which is achieved through:
 - A timetable for producing and reviewing plans on an annual basis.
 - Working with a consultation and engagement strategy.
 - Quarterly and annual performance monitoring including achievement of national and local performance indicators.
- There is robust Medium Term Financial Planning.
- There is an Annual budget setting process in place including an extensive consultation exercise.

- The Council ensures the Medium Term Financial Strategy integrates and balances service priorities, affordability and other resource constraints by setting out any shortfall in resources and spending requirements in the context of service priorities.
- To ensure that the budget process is all inclusive there is regular engagement with members with robust scrutiny by the Service Improvement & Finance Scrutiny Performance Panel.
- Corporate Transformation Plan.
- The Council ensures the achievement of “social value” through the effective commissioning of service in compliance with CPR’s e.g. Beyond Bricks and Mortar (community benefit clauses in council contracts).

Principle E

Developing the entity's capacity, including the capability of its leadership and the individuals within it.

Sub Principles:

Developing the entity's capacity

Developing the capability of the entity's leadership and other individuals

How we do this:

- The Council aims to ensure that Members and Officers have the right skills, knowledge and mind set to operate efficiently and effectively to achieve intended outcomes by:
 - adopting a comprehensive induction training programme for members and officers;
 - a Councillor Training Programme based on a Training Needs Assessment;
 - annual performance review of staff;
 - adoption of a mentoring scheme.
- Operational capacity is supported by the Transformation & Future Council objective to help tackle rising demand and reducing revenue budget.
- The Organisational Development Strategy aims to develop the right staff with the right skills to work in a sustainable way.
- There is engagement with benchmarking groups such as APSE, CIPFA.
- There is collaborative and partnership working including the Public Service Board, Regional Partnership Board, Partneriaeth.

- Effective shared leadership and understanding of roles and objectives is supported by:
 - The Leader and Chief Executive have clearly defined leadership roles.
 - The Chief Executive Appraisal and Remuneration Committee have responsibility for the appraisal of the Chief Executive.
 - There has been member led training with both senior officers and cabinet members.
 - There are regular 1-2-1 meetings with the Leader, Cabinet members, Chief Ex, CMT and Heads of Service.
 - The Transformation and Future Council objective and the Organisational Development Strategy.
- The Constitution sets out the Scheme of Delegation which is regularly reviewed.
- Annual appraisal and performance review.

Annual Governance Statement 2022/23

Principle F

Managing risks and performance through robust internal control and strong public financial management

Sub Principles:

Managing risk

Managing performance

Robust internal control

Managing data

Strong public financial management

How we do this:

- Risk management is an integral part of decision making supported by:
- A Corporate Risk Management Policy with clear nominated officer responsibility.
- New risk register application.
- Monthly review of risks by CMT.
- Monthly review of Directorate Risks at PFM meetings.
- The publication of Corporate Risks allowing greater scrutiny.
- The Governance & Audit Committee regular review of risks (see paras 8.34 & 9)

- There are quarterly performance monitoring reports to Cabinet.
- Each Head of Service produces an Annual Service Plan setting out clear objectives and SWOT analysis of their service.
- There are regular reports as to performance indicators and milestones against intended outcomes.
- There is robust scrutiny challenge by pre decision scrutiny, inquiries and Call-In.
- Monthly Directorate Performance and Financial Monitoring meetings.

- CIA provides independent assurance on the adequacy of internal control through the IA plan approved by the Governance & Audit Committee.
- The Governance and Audit Committee provides independent assurance of the adequacy of the risk management framework, the internal control environment and the performance assessment of the Council.
- The Council is dedicated to tackling fraud and corruption and has an Anti-Fraud and Corruption Policy and Whistleblowing Policy
- The Governance & Audit Committee receives an annual report on the fraud function and Anti-Fraud Plan.
- The Internal Audit Plan is approved by Governance & Audit Committee.

- The Council demonstrates effective safeguarding of personal data and information by:
 - The appointment of a Data Protection Officer.
 - The adoption of a Data Protection Policy.
 - An Information Governance Unit and Senior Information Risk Officer.
 - An information asset register
 - The Council is signed up to the Wales Accord for Sharing Personal Information (WASPI).
 - Data Protection training is mandatory.

- The Council ensures both long term achievement of outcomes and short term performance through the delivery of the Medium Term Financial Plan.
- Financial management is integrated at all levels of planning and control by:
 - financial implications are included in all decision making reports;
 - there is a specific Corporate risk around Financial Control and MTFP owned by the S151 officer.

Principle G

Implementing good practices in transparency, reporting and audit to deliver effective accountability

Sub Principles:

Implementing good practice in transparency

Implementing good practices in reporting

Assurance and effective accountability

How we do this

- The Council aims to present understandable and transparent reports for both stakeholders and the public which is supported by:-
- - A Report Authors Protocol which ensures consistency in reports.
- A Clear Writing guide for Officers.
- All reports are signed off by Cabinet Member, legal, finance and Access to Services officers.
- The Council has a Publication Scheme which is available on the website.
- Where possible exempt reports are split so that the main report can be heard in public with confidential information being a separate exempt report.
- Publication of delegated decisions.
- Reports are published on the website and agendas are published in the Welsh Language.

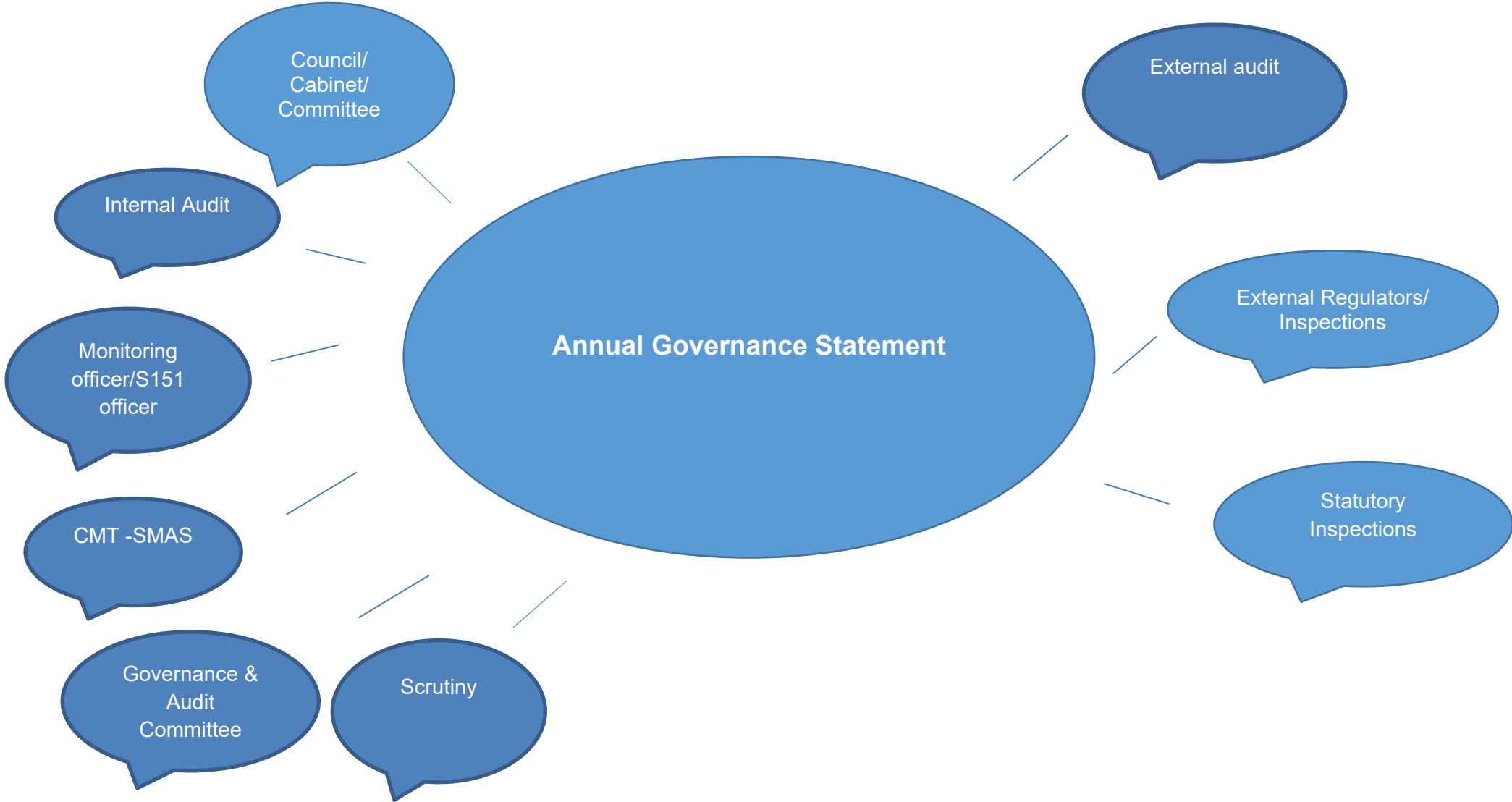
- The Council reports at least annually on performance as evidenced by:
 - Quarterly and annual reports to Cabinet on performance.
 - An annual Review of Performance report setting out how the Council has performed in meeting its Corporate Objectives.
 - The Annual Statement of Accounts audited by external auditor and approved by Council and published demonstrates how the Council has achieved performance, value for money and the stewardship of resources.
- Senior Managers complete Self-Assessment & Management Assurance Statements (SMAS) reflecting performance against governance, risk management and internal control. The SMAS contribute to the Annual Governance Statement.
- The Council have adopted the Code of Corporate Governance based on CIPFA framework.

- Through the assurance mechanisms set out below the Council can demonstrate effective accountability:
- The Internal Audit work plan provides assurance on the council's control mechanisms, risk management and governance arrangements which is monitored by the Governance & Audit Committee.
- All agreed actions from Internal Audit reviews are monitored.
- Reports and plans to implement Audit Wales and Internal Audit recommendations reported (as relevant) to Scrutiny and Governance & Audit Committee.
- Peer Review and inspection from regulatory bodies and external compliance reviews which are reported to CMT/Cabinet and used to improve service delivery.
- There is Scrutiny and audit review of Audit Wales reports and action plans.
- Assurance on risks associated with delivery of services through third parties is achieved by:
 - Commissioning and monitoring arrangements and compliance with Contract Procedure Rules.
 - SMAS reflect risk assessments in relation to partnership/third party working.

Annual Governance Statement 2022/23

Internal Assurance

External Assurance



4. Review of Effectiveness

- 4.1 The City and County of Swansea annually reviews the effectiveness of its governance framework including the system of internal control.
- (a) Statements from Corporate Management Team (CMT), Statutory Officers, the Internal Audit Manager and the Audit Committee.
 - (b) External organisations i.e. Audit Wales and regulators.
 - (c) Core evidence mapped to Council, Cabinet and Committees.
- 4.2 The following highlights the review of the governance framework in order to compile the Annual Governance Statement and sets out the assurance of CMT, officers and external organisations.

INTERNAL SOURCES OF ASSURANCE

5. Corporate Management Team/SMAS

- 5.1 The Senior Management Assurance Statements (SMAS) form part of the governance assessment framework. Through the SMAS each Director responds to 15 good governance statements covering:
- Risk Management.
 - Partnership/Collaboration governance.
 - Compliance with Policies/Rules/Legal & Regulatory requirements.
 - Programme and Project Assurance.
 - Budget Monitoring.
 - Planning and Decision Making.
 - Internal Control Environment.
 - Fraud & Financial Impropriety.
 - Performance Measurement & Management.
- 5.2 The Directors assess assurance using a 5 point maturity scale for their areas of responsibility ranging from “Not in place” to “Embedded”. Directors are expected to consult with their Heads of Service to support a directorate approach to each statement.
- 5.3 The assurance statements summarised by 9 categories showed overall in 2022/23 that there were no categories that were deemed as being “Not in place” and 1 (1.4%) with “Limited Application” (Performance Measurement & Management - Performance Reviews). A small number 8 (11.4%) of categories were regarded as showing “Mixed Application”. These categories were: Compliance Improvement (3); Planning and Decision Making - Service Planning (1); Planning and Decision Making - Future Generations & Equality (1); Performance Measurement & Management (1); Performance Measurement & Management - Performance Reviews (3). These will be captured in the significant governance risks for 2022/23 where relevant.

However, 39 (55.7%) demonstrated “Strong Application” and 22 (31.4%) were described as “Embedded.”

- 5.5 The Council established an Annual Governance Group for the purpose of challenging the SMASs and assisting and overseeing the development of the Annual Governance Statement. The Group is chaired by the Interim Director of Corporate Services and members include the Council’s Section 151 Officer and Monitoring Officer, as well as the Strategic Delivery & Performance Manager and a member of the Governance & Audit Committee. The Chief Internal Auditor attends in an advisory capacity. The Annual Governance Group met on 15th March 2023 to review the draft SMAS submitted by each Director. CMT reviewed the draft SMAS and the findings from the Annual Governance Group on 29th March. The Annual Governance Group reviewed the revised SMAS and the draft Annual Governance Statement on 19th April 2023. The Significant Governance Issues for 2023/24 as identified by CMT after reviewing the draft Annual Governance Statement on 26th April 2023 are those listed in the table on pages 193 – 196.

6. The Monitoring Officer

- 6.1 The Chief Legal Officer is the Monitoring Officer with a specific duty to ensure that the Council, Officers and Members maintain the highest ethical standards of conduct. The Standards Committee has the responsibility for monitoring the ethical standards of conduct and to deal with any breaches of the Code referred to the Committee by the Public Service Ombudsman (PSOW).
- 6.2 During 2022/2023 the Monitoring Officer was notified of 12 complaints relating to members conduct by the PSOW. The PSOW decided not to investigate 11 of those complaints. 1 complaint is being investigated and is still outstanding. In relation to complaints reported to the PSOW the Committee receive regular updates as to the status of complaints. Regular PSOW bulletins are circulated to all councillors as to Code of Conduct issues when issued.
- 6.3 The Local Government and Election (Wales) Act 2021 brought in new duties for Standards Committees and Group Leaders in Wales from May 2022. The Committee considered changes to their Terms of Reference on 9 March 2022 so as to comply with the legislation. Council approved the changes to the terms of reference on 24 May 2022.
- 6.4 The Chair presented the Standards Committee Annual Report 2021/22 to Council on 7 July 2022. The Report reflected the Committee’s view that generally the conduct of members was high..
- 6.5 In February and March 2023 the Standards Committee interviewed the Leader and all Leaders of the Opposition Groups. The discussion with group leaders focused on their new duties under the legislation and how they would meet that duty. The Monitoring Officer is therefore of the view that the Authority is in a good position to comply with the new legislative requirements.

- 6.6 The Monitoring Officer has not had to issue any statutory Section 5 Local Government and Housing Act 1989 reports during 2022/23
- 6.7 Members and co-opted members are required to register their personal interests in any business of the authority and to comply with the rules set out in the Members Code of Conduct. Members must also comply with the rules around Gifts and Hospitality.
- 6.8 All staff are required to disclose any personal interests which actually or potentially conflict with their duties to the council and to register any secondary employment.
- 6.9 Substantial work on the Council Constitution has been progressed with some major amendments being made at the Annual Meeting of Council on 24 May 2022 following the implementation of the Local Government and Elections (Wales) Act 2021. These included a Multi-Location Meeting Policy, a Petition Procedure and an index to the Constitution. Further constitutional changes will be progressed during 2023/24.

7. The S151 Officer

- 7.1 Quarterly **Financial Monitoring Reports** were presented to Cabinet throughout 2022/23. The third quarter report identified a net £8.995m of shortfall in service revenue budgets, almost entirely in relation to the recently accepted 2022/23 pay award together with anticipated costs/loss of income as a result of COVID19 which when combined with a forecast £2.0m shortfall in Council Tax collection leads to a total shortfall of £10.995m. To date the amount actually claimed in relation to COVID related additional costs/loss of income is £9.3m. It is assumed that all the TTP costs will also be recovered and for 2022/23 some additional grant is £3.8m. It is also possible that Council tax losses, or part of them at least, will be met by future WG grant support, but this is yet to be assured. In addition as identified above further mitigation is anticipated from the Apprenticeship/Inflation provision of £3.13m and Contingency fund of £5.457m. Taking account all of these mitigations and including the shortfall in Council Tax collection this results in a net forecast underspend for the council of £1.345m (after contingency and other reserve draws). Ongoing uncertainty over NDR receipts (after a succession of complicated interim relief schemes may likely need to utilise this residual under spend after reserve draws).
- 7.1.1 The current indication is that, for 2022/23, and for 2023/24 there needs to be continued targeted mitigating action and delivery of savings proposals to help reduce the overall overspend or likely future overspends. It looks inevitable major some significant draws from contingency and earmarked reserves will be needed to achieve a fully balanced budget for the year but this was somewhat anticipated throughout the year. Any inroads to net spending will reduce the necessary draw from reserves and preserve the amount of reserves available to carry into 2023/24 and the anticipated need for a repeat

of the mitigation strategy given our biggest cost driver, local government and teacher pay, remains far from resolved, agreed or fully funded.

- 7.2 A verbal **Mid Term Budget Statement 2022/23** was presented to Council in December 2022 given the substantially delayed settlement. The written report on the **Review of Reserves** was presented to Council on 06/10/22, which provided a strategic and focussed assessment of the current year's financial performance and an update on strategic planning assumptions over the next 3 financial years.
- 7.2.1 The conclusion of the Statement was that the Council could potentially struggle to deliver within the overall resources identified to support the budget in 2022/23 and beyond unless the local government settlement was continued to be permanently much enhanced and preferably routinely multi-year (the quantum was duly confirmed much enhanced by March 2022 and pleasingly was a three year settlement albeit heavily front loaded then dropping off significantly). The likely projected outturn was dependent upon the ability of the Council to reduce and restrict ongoing expenditure across all areas, its ability to recover expenditure and lost income from Welsh Government and continued reliance on active capital financing strategies to maximise the short term savings to enable the capital equalisation reserve to be bolstered for the medium to long-term recognising the major future capital commitments already irrevocably made by Council decisions on the size of the capital programme and associated borrowing.
- 7.2.2 The Revenue and Capital Budgets were approved by Council on 02/03/23. They continued to set out an ongoing ambitious programme of approved capital spending plans and future capital spending plans (partly financed by the Swansea Bay City Deal but predominantly by unsupported borrowing now fully externalised at fixed rates for up to 50 years de-risking general fund exposure to future interest rate movements) which would require modest budget savings to be delivered to help facilitate that major capital investment and economic regeneration stimulus. Future capital spending plans of up to a further £50m are nominal only at present and require financing from capital borrowing and revenue headroom to be yet created with only a temporary and interim reserve funding solution. These plans are likely to still be affected by ongoing ripple effects of COVID-19 and much wider economic aftershocks. It remains entirely unclear as to the scale of additional spending, the loss of income, and the funding arrangements for reimbursement in part, or in full, that the Authority faces in responding both locally, with partners, and supporting the national strategic response to COVID-19 and the economic outlook.
- 7.2.3 The impact will be very financially material on the 2022/23 accounts but the prioritisation of the response to COVID-19 and wider economic crises may have impaired our ability to fully prepare the accounts to our normally exceptionally high standards (and timeliness) in line with accounting standards. Any necessary deviation caused will be disclosed separately throughout these accounts.

- 7.3 The **Medium Term Financial Plan 2024/25 – 2026/27** was approved by Council on 02/03/2023. The Plan outlined the range of options around funding faced by the Council over the period, the key reliance on the scale and value of future local government finance settlements and the strategy to be adopted to address the various scenarios as well as the inherent risks to the success of the adopted strategy.
- 7.3.1 All spending and funding assumptions were set before the ongoing economic scale of the repayment of costs incurred during COVID-19 pandemic was fully apparent, exacerbated by the late nature of the UK and Welsh government budget setting processes. Whilst the Authority will consider future spending plans in line with projected funding announcements there is no indication at present that any of the assets of the Authority may be impaired as a result of a need to close facilities and reduce the level of service provision.
- 7.4 Each Corporate Director held monthly **Performance and Financial Monitoring** meetings where Chief Officers and Heads of Service reported on progress in terms of continuous improvement and budgets.
- 7.5 **Audit Wales Annual Audit Summary 2023.** Audit Wales outlined that given the continuing slippage arising from the COVID-19 pandemic and national issues relating to the disclosure of infrastructure assets, the Welsh Government provided flexibility for both the accounts preparation and the audit deadlines, extending the latter from 30 November 2022 to 31 January 2023. The draft accounts were presented on 16 November 2022 and the Auditor General gave an unqualified true and fair opinion on the Council's financial statements on 31 March 2023
- 7.5.1 The Auditor General certified that the Council had met its remaining Local Government (Wales) Measure 2009 duties for the financial year 2021-22, as saved by an order made under the Local Government and Elections (Wales) Act 2021.
- 7.5.2 Audit Wales reviewed the arrangements the Council has put in place to secure value for money in the use of its resources. Their work was focussed on the Council's arrangements on implementing the Local Government and Elections Act (Wales) 2021, carbon reduction plans and the financial position; the outcome from this work were reported to Governance & Audit Committee on 27th September 2022, 9th February 2023 and 8th March 2023 respectively. Audit Wales also carried out studies across the local government sector to make recommendations for improving value for money.
- 7.6 The Council is the Administering Authority for the City and County of Swansea Pension Fund (the Pension Fund) and Swansea Bay Port Health Authority (SBPHA). The governance arrangements detailed in this Annual Governance Statement apply equally to the Council's responsibilities to the Pension Fund

and SBPHA. There are further specific requirements for the Pension Fund which are to produce:

- Investment Strategy Statement.
- Governance Compliance Statement
- Internal Dispute Resolution Process.
- Funding Strategy Statement.
- Administration Strategy Statement.
- A full actuarial valuation to be carried out every third year.
- Communications Strategy Statement.

7.6.1 In 2022/23, the SBPHA reviewed and implemented a revised model of service delivery.

8. Chief Auditors Opinion

8.1 System of internal control are designed to help the Council manage and control the risks which could affect the achievement of the Council's objectives. However it is not possible to eliminate all risks completely.

8.2 As a result, Internal Audit can only provide 'reasonable' assurance that the systems of internal control within the areas of the Council reviewed are operating adequately and effectively.

8.3 The Internal Audit Section awards an assurance level for all audits undertaken.

8.4 The table below provides a summary of the assurance levels awarded to the audits completed in 2022/23:

Audit Assurance Results 2022/23		
Total Number of Audits Finalised	73	
Assurance Level	Number	%
High Assurance	27	37
Substantial Assurance	40	55
Moderate Assurance	6	8

8.5 As can be seen in the table above, the outcome of 67 of the 73 audits completed (92%) was positive with the audits being awarded either a High or Substantial assurance level.

8.6 Six audits received a Moderate level of assurance in the year. A summary of the key issues that result in Moderate assurance ratings being awarded are presented to the Governance & Audit Committee as part of the Chief Auditor's Quarterly Monitoring Reports, together with the outcome of the follow-up reviews undertaken to assure the Committee that action has been taken by management to address the issues identified.

Annual Governance Statement 2022/23

- 8.7 In total there are 14 audits which are classed as Fundamental audits. The Fundamental audits are the core financial systems that are considered to be so significant to the achievement of the Council's objectives that they are audited either annually or bi-annually. Following the audits completed in 2022/23, 10 of the 14 Fundamental audits were awarded a High level of assurance and 3 were awarded a Substantial level of assurance (Accounts Payable, Business Rates and Employee Services).
- 8.8 The Fundamental Accounts Receivable audit was awarded a Moderate assurance level in 2022/23, as has also been the case in the previous four financial years. The Governance & Audit Committee has received several updates from the relevant managers within the service in relation to the work that is ongoing to address the issues that have been identified. The Committee will continue to receive updates on this during 2023/24 as required.
- 8.9 It is disappointing that the Accounts Receivable audit received a Moderate assurance rating once again in 2022/23. As detailed in updates provided to the Governance & Audit Committee from the service management, the reasons for the weaknesses identified in this area are primarily in relation to reduced staff resources. As noted in previous annual reports, continuity and maintenance of core grip with changing, and more often diminishing resources was a recognised clear challenge across the Council, and this continued to be the case in 2022/23 and going into 2023/24.
- 8.10 Despite this, as stated previously it should be noted that of the 14 fundamental system audits, 10 have a High assurance level and 3 have a Substantial assurance level. In addition, the results of the work undertaken in 2022/23 shows that 92% of all audits completed in year were awarded either a High or Substantial assurance level. This provides reasonable assurance that the systems of internal control are operating effectively across the Council.
- 8.11 The Internal Audit Team has continued to operate in a very challenging environment throughout 2022/23. Approximately 500 days were lost to sickness absence and vacancies. As a result, approximately 35% of the original 2022/23 Audit Plan had to be deferred. However, I wish to express my gratitude the Internal Audit Team who have worked tirelessly throughout the year to complete as much audit work as possible.
- 8.12 The Audit Plan for 2022/23 contained 131 separate audit activities. As at 31 March 2023, 80 activities (61%) had been completed, with one additional activity (1%) substantially complete with a draft report issued. As a result, 81 activities had been completed to at least draft report stage (62%). An additional 4 activities were in progress at year end (3%). As a result, approximately 65% of the audit activities included in the 2022/23 Audit Plan had either completed or were in progress at year end. The team also successfully completed all of the Fundamental audits. This is a positive result given the resources available in the Team during the year. It is also pleasing

to note the overall positive outcomes of the work that has been completed in year as highlighted above.

- 8.13 Throughout the year, a significant amount of effort has continued to be directed at further strengthening the systems of risk management across the Council. The Governance and Audit Committee has received regular update reports from the Strategic Delivery and Performance Manager outlining the status of key risks from the Corporate Risk Register. The Corporate Management Team and Risk Owners have also reviewed the risk register entries regularly throughout the year to ensure the register is up to date. The new Risk Management System has also been further embedded in the year which has continued to improve the monitoring and control of risks. The introduction of the new Risk Management System has facilitated greater scrutiny of the risk management arrangements in place by the Governance and Audit Committee, and detailed reports from the new system have been presented to the Committee throughout the year.
- 8.14 At the time of writing this opinion, it is unclear as to the scale of additional spending the Council faces, from persistent relatively high inflation across both revenue and capital and demands on our services post pandemic whilst also in the midst of a cost of living crisis. The Director of Finance & Section 151 Officer has advised that his view is that there is adequate assurance of sufficient budget cover for 2023/24, but the future budget outlook remains extremely challenging in real terms. In March 2023, the Leader of the Council set out the Council's intention to continue with utilising the residual part of the locally funded Covid-19 Economic Recovery Fund during 2023/24. This will in part may mitigate the known certainty of the expected significantly reduced real terms Government funding increases in future years. This may also assist with dealing with some, but not all, of the immediate inflationary effects, which means future real terms reductions seem inevitable. However, this is pending formal certification of the final outturn and statement of accounts by the Section 151 Officer and Council.
- 8.15 The work undertaken by the Internal Audit Team in the year did not uncover any significant concerns in relation to governance and overall management control across the areas of the council that were subject to internal audit review. Despite the ongoing period of upheaval and change, officers have continued to adapt speedily and effectively to the move out of the pandemic.
- 8.16 Given the completion rate of the 2022/23 Audit Plan noted previously, and the fact that the Internal Audit Team has completed all of the planned Fundamental audits in year, the Chief Auditor feels that no impairment to the Chief Auditor's opinion is required. Assurance can be provided across a range of Council services as a result of the audits completed and other assurance work undertaken in the year.
- 8.17 In addition, for the reasons set out previously, the Chief Auditor is of the opinion that governance arrangements across the Council have proved to be robust and resilient throughout the continuing period of challenge and change

that the Council has faced over the past year in the transition out of the pandemic.

8.18

Chief Auditors Opinion for 2022/23

Based on the programme of audit work undertaken in 2022/23, the Chief Auditor's opinion on the overall adequacy and effectiveness of the Council's framework of governance, risk management and internal control is effective with no significant weaknesses identified in 2022/23 which would have a material impact on the Council's financial affairs or the achievement of its objectives.

9. The Governance & Audit Committee

- 9.1 This report prepared by the Chief Auditor and Democratic Services reflects on the work of the Governance & Audit Committee. The report provides an overview of the Governance & Audit Committee's work in the municipal year 2022/23. On 31st May 2022 the Governance & Audit Committee considered the election of Chair for 2022/23 Municipal Year where it was resolved that Paula O'Connor be elected Chair. At the same meeting Councillor P R Hood-Williams was elected Vice-Chair for the 2022/23 Municipal Year.
- 9.2 The full Council agreed that the Governance & Audit Committee would be set at 15 members with one third of those being Lay Members to comply with the requirements of the Local Government and Election (Wales) Act. This resulted in the Council recruiting a further three Lay Members. By May 2022 an additional two new Lay Members were successfully recruited – Mr Phillip Sharman and Mr Gordon Anderson. In March 2023 the Council were successful in appointing the fifth Lay Member Mr David Roberts who assumed his position in April 2023 thus being fully compliant with legislative requirements.
- 9.3 In addition, Cllr Lesley Walton was elected by the Governance & Audit Committee to be the Representative on the Governance Group. This Group ensures that the Annual Governance Statement is complete and accurate and is in harmony with the work of the Governance & Audit Committee. The Annual Governance Statement was presented together with this Annual Report of the Governance & Audit Committee at the May 2023 meeting.
- 9.4 A formal Training Programme has been in place throughout the year to ensure the Committee Members understand their roles and responsibilities. This also provides a clear understanding of the roles of Performance and Scrutiny.

Annual Governance Statement 2022/23

- 9.5 The Local Government and Election (Wales) Act requires careful coordination between Governance & Audit Committee and the Scrutiny Committee. To aide this, the Work Programme of both Committees are appended to every meeting of the Governance & Audit Committee.
- 9.6 In addition, the Chair of Scrutiny attends the Governance & Audit Committee to present the Annual report. Similarly, the Council's Performance Report was brought to the attention of the Governance & Audit Committee on 14th December 2022 by Cllr Chris Holley, Chair of the Service Improvement & Finance Scrutiny Panel in order to give assurance to the Committee that it had been subject to review and challenge by the Panel.
- 9.7 The Chair has assured the Council that every effort will be made to gain maximum effectiveness in the work of scrutiny and audit in order to avoid stepping outside of the remits of their terms of reference. More recently, on 14th March 2023 the Chair attended the Scrutiny Programme Committee to discuss Governance & Audit Committee and Scrutiny relationships to reinforce and clarify those responsibilities. The terms of reference are reviewed annually in conjunction with the Monitoring Officer to ensure that they reflect the most up to date legislation. The Committee terms of reference forms part of each Agenda as an aide to ensure that Members are sighted of its role.
- 9.8 The Chair would note that the South West Wales Corporate Joint Committee was established early 2022 to meet the requirements of Part 5 of the Local Governance and Elections (Wales) Act 2021. Further insight was given to Members as to the current status and progress of the CJC at the September 2021 Governance & Audit Committee and then in December 2021 the Governance & Audit Committee were informed of progress and next steps being taken in establishing a formal governance framework. At that time, it was envisaged that the status and progress of the work of the CJC would be brought back to the Governance & Audit Committee during the early part of 2022 when consideration would be given to any further changes to Terms of Reference of the Governance & Audit Committee. In March 2023 the Committee received a report on the Governance and Assurance Arrangements of Swansea Council's Strategic Partnerships. One of the Partnerships was the South West Wales Corporate Joint Committee. The Chair confirms that the Governance and Audit Sub Committee of this Partnership met on 11 November 2022 to agree Terms of Reference, but no further meetings have taken place since this date. Recent notification indicated that a meeting in July 2023 was being arranged but this meeting was stood down on the basis that, at this particular time, there were no matters which require consideration by the Governance and Audit Sub Committee. As a result, the Terms of Reference for the Council's Governance & Audit Committee will need to be kept under review.
- 9.9 The Governance & Audit Committee have continued to express concern around the absence of the Workforce Strategy and the challenges placed on resources. In February 2022 the Strategic HR&OD Manager confirmed that a

proposed Workforce Strategy has been developed for the financial year April 2022-2025. It was also confirmed that the Strategy took into consideration the Council's Corporate Plan "Delivery a Successful and Sustainable Swansea" as well as the provisions of the Well-Being of Future Generations (Wales) Act 2015. The Strategy was launched during 2022.

- 9.10 Subsequently, a key report was presented to the Committee on 17th November 2022 informing the Committee of the Council's Transformation Goals and Strategy. This report noted that the first two phases of Achieving Better Together strategy and goals ended in May 2022 with the development of the council workforce strategy amongst other activities. However, to deal with the challenges ahead the Council declares that "between 2022 and 2027 the Council will deliver at least the same if not better outcomes for our population and improve our efficiency by making significant changes to the way we work and how our services are designed and delivered". The Governance & Audit Committee will receive future updates.
- 9.11 The Committee noted that a number of key staff changes took place during the year including the departure of the Chief Executive and the Deputy Chief Executive/Director of Corporate Services. As a result, Interim arrangements were put in place, but this did not impact on the access that the Chair had to Senior Officers. The Chair has continued to speak regularly to the new Chief Executive and Director of Corporate Services.
- 9.12 The Chair also highlights that the Committee has previously reported on the shortfall in assurances being received around the Council's Risk Management arrangements. However, the Chair has ensured that the Service Directors have attended the Governance & Audit Committee during the year to provide assurance to the Committee that individual functions are exercised effectively, and there is economic, efficient, and effective use of resources and effective governance. The Director of Corporate Services has been reviewing the risk management system with the aim of enhancing the current reporting to the Committee.
- 9.14 The Governance & Audit Committee terms of reference states that the Committee "oversees internal audit and external audit, helping to ensure efficient and effective assurance arrangements are in place.
- 9.15 In March 2022 the Chief Internal Auditor presented the Draft Internal Audit Plan for 2022/23 and methodology applied. The Chair commented that the Committee was able to support approval of the Plan to Council with the caveat that assurances had been obtained from the Chief Internal Auditor that the Plan was risk based and complied with the Public Sector Internal Audit Standards. The Committee continued to seek further understanding of the scope of the reviews during 2022/23.
- 9.16 The Committee received the 2022/23 Internal Audit Plan and Charter on 8th March 2022 and has received reports regularly during the year from the Chief Internal Auditor. The Chief Internal Auditor explained the staff resource

pressures throughout the year and also advised that at the year-end 62% of the plan would be completed which would be sufficient to provide the Head of Internal Audit Opinion. The Chair has expressed her gratitude to the Chief Auditor and his Team in progressing with the plan during a period of unplanned staff absences. During 2022/23 the Chief Auditor reported a number of Moderate Assurance audit reports that resulted in those responsible attending Governance & Audit Committee to give assurance that appropriate action was being taken where significant weaknesses in control were identified. During the year the Chief Internal Auditor updated the Governance & Audit Committee of those audit assignments that had to be deferred. The final Chief Internal Auditor opinion was presented to the Audit Committee in May 2023.

- 9.17 Audit Wales presented their 2022 Audit Plan to the Governance & Audit Committee on 15th June 2022, and has provided the Committee with regular updates to their work. Their Quarterly update to 30 September 2022 was presented to the December 2022 Committee meeting. Also, the update to 31 December 2022 was presented to the March 2023 Committee meeting. Audit Wales have encountered staffing pressures throughout the year and have kept the Committee and full Council abreast of the situation.
- 9.18 The Committee has repeatedly checked progress with the development of the tracker to give focus to completion of external audit recommendations. Until this tracker is fully developed and put into place the Scrutiny Committee has a role in challenging non implementation of Audit Wales recommendations as well as the Governance & Audit Committee. The Council has also implemented a system whereby they are able to track who was allocated Audit Wales reports for actioning recommendations.
- 9.19 On 13 July 2022 the Committee received the 202/23 Fraud Function Annual Plan. The 2021/22 Anti-Fraud Annual Report was received at the same meeting. In December 2022 the Corporate Counter Fraud Function presented their mid-year update report on progress against the plan. This report identified the Teams limited resources that impacts on their ability to be proactive in certain areas albeit the National Fraud Initiative work is considered proactive.
- 9.20 The Council has continued to face significant challenges during 2022/23. However, Audit Wales has confirmed at the March 2023 meeting that they intend to issue an unqualified opinion on the 2021/22 accounts.
- 9.21 Looking ahead to 2023/24 the Governance & Audit Committee's membership and responsibilities will need to be kept under review to ensure that a Training Programme continues to be in place that reflects the needs of new Councillors and Lay Members. Governance & Audit Committee Members completed an assessment of performance in March 2023 and the outcome of this self-assessment will be considered at the May 2023 meeting. If the self-assessment identifies any additional Member needs, this will be added to the Training Programme.

- 9.22 The Committee's concerns expressed during the 2022/23 Municipal year will be appropriately reflected in the Annual Governance Statement and will include performance against the Transformation Strategy, and the further improvements required to embed the risk management arrangements and enhanced reporting of risk. In addition, for those Moderate or Limited Assurance Internal Audit reports issued during the year the Committee will seek further updates to ensure all internal audit recommendations have been actioned. Also, the Significant Governance issues noted in the Annual Governance Statement will be considered by the Committee and will include Workforce capacity and capabilities (including Agency use and Sickness), Performance Management review, ICT Disaster Recovery and Procurement.

EXTERNAL SOURCES OF ASSURANCE

10. External Auditors

- 10.1 Audit Wales provided their opinion on the financial statements which was an unqualified opinion. Audit Wales Annual Audit Summary outlines that given the continuing slippage arising from the COVID-19 pandemic and national issues relating to the disclosure of infrastructure assets, the Welsh Government provided flexibility for both the accounts preparation and the audit deadlines, extending the latter from 30 November 2022 to 31 January 2023. The draft accounts were presented on 16 November 2022 and the Auditor General gave an unqualified true and fair opinion on the Council's financial statements on 31 March 2023. The Auditor General certified that the Council had met its remaining Local Government (Wales) Measure 2009 duties for the financial year 2021-22, as saved by an order made under the Local Government and Elections (Wales) Act 2021.
- 10.2 Audit Wales reviewed the arrangements the Council has put in place to secure value for money in the use of its resources. Their work was focussed on the Council's arrangements on implementing the Local Government and Elections Act (Wales) 2021, carbon reduction plans and the financial position; the outcome from this work were reported to Governance & Audit Committee on 27th September 2022, 9th February 2023 and 8th March 2023 respectively. Audit Wales also carried out studies across the local government sector to make recommendations for improving value for money.
- 10.3 Audit Wales on behalf of the Auditor General for Wales presented the **Audit of Financial Statements Report 2021/22** to Governance & Audit Committee on 8/3/23 and to Council on 30/03/23. The report highlighted any significant issues to those charged with governance that needed to be considered prior to the approval of the financial statements. The Auditor General issued an unqualified audit report for the financial statements. The report concluded that the financial statements for the City & County of Swansea and the City and County of Swansea Pension Fund, (which was presented separately to the

Pension Fund Committee on the 16/11/22), gave a true and fair view of the financial position of the Council and had been properly prepared.

11. Statutory external inspections/regulators

11.1 Audit Wales, Estyn and CiW recently provided feedback to the Council through a Joint Regulators Assurance and Risk Assessment 2022-23 workshop, which delivered to CMT on 11th January 2023.

11.2 At the workshop, Estyn outlined the following assurances on the Council:

- Swansea's education directorate has an ambitious aspiration for all its children and young people.
- Officers work collaboratively and productively with other services and external organisations on many levels.
- The director and officers promote and support a strong and effective culture of self-improvement amongst Swansea schools.
- Learner well-being and welfare is a priority. A wide range of support and interventions for pupils with behavioural and emotional difficulties ensures that learners succeed and remain in education.
- The number of pupils progressing to Year 11 and remaining in school until the end of the academic year is consistently higher than national averages.
- The directorate has a strong culture of self-reflection and they produce swift and precise improvement plans when appropriate.
- There are well-established monitoring and quality assurance processes in place

11.3 Estyn identified what they perceived as risks:

- Concerns over future budgets and the ability to deliver services effectively across the authority and fulfil proposed capital spending plans.
- The new regional partnership arrangement 'Partneriaeth' is at an early stage of implementation and is too soon to judge its effectiveness.
- Two recommendations from local government inspection: review post-16 provision to ensure that it meets the needs of all learners; strengthen Welsh-medium provision across all ages and areas of the local authority

11.4 CiW described the following overarching assurances on the Council:

- Corporate understanding of & support for post –pandemic position.
- Innovative approach to service delivery and planning.
- Stable, experienced senior management team.
- Workforce strategy / planning.
- Quality assurance becoming more embedded.

11.5 CiW outlined the following assurances on childrens social care services:

- Demonstrable compliance in meeting statutory duties, despite ongoing / significant pressures.
 - Stable / decreasing CLA population.
 - Robust and comprehensive PFM reports.
 - Enhanced multi-agency / partnership working.
- 11.6 The following risks were described by CiW concerning childrens social services:
- Managing increasing scope & complexity of demand.
 - Significant, ongoing recruitment & retention challenges.
 - Recent use of emergency placements, due to lack of availability.
- 11.7 CiW outlined the following assurances on adults social care services:
- Re-structuring led to improvement in some key areas of service delivery, including Safeguarding & DoL's teams.
 - Strengthened integration / positive relationships with health colleagues.
 - Supplementing resource via managed team to help address assessment and reviews.
- 11.8 The following risks were described by CiW concerning adults social services:
- Ongoing fragile position of Domiciliary Care provider market –growing waiting lists / shrinking capacity.
 - Ongoing pressures due to demand in the system.
 - Delays in assessments.
- 11.9 CiW outlined their planned future work for 2022/23 as follows:
- Continue to test and evaluate their revised approach, including assurance checks, improvement checks and PEI's (in conjunction with LAAG and other interested parties).
 - Continuous programme of activity from April 2023 –it is anticipated that all 22 Local authorities will have some activity whether that be an assurance check, a performance evaluation inspection and / or involvement in a national thematic review.
 - Continue with programme of formal meetings with Heads of Service and also the annual meeting with the Director of Social Services
 - National thematic review - to be confirmed.
- 11.10 Audit Wales listed the following assurances on the Council:
- Stable political landscape with continuity of leadership.
 - Council is refreshing much of its corporate framework, including its Corporate Strategy and performance management arrangements to

ensure they are aligned to deliver its ambitions, within the constraints of its developing MTFS.

- Council has high levels of reserves which it is using (estimated £30m for 23/24) to help with its financial sustainability over the short to medium term.
- Has historically had a low cost of borrowing on capital that is now being used to deliver its ambitious regeneration priorities.
- Pension Fund has performed well over the last few years.
- Reviewed achieving better together programme and have developed a refreshed Transformation Programme.
- The Council is reviewing its risk management arrangements and has recently reviewed its Corporate Risk Register and identified a number of new corporate risks, such as: homelessness and cost of living
- The Council has a strong grasp of the scale and complexity of the challenge to achieve net zero by 2030 and has ambitions for the county of Swansea to become net zero by 2050.

11.11 The following emerging risks were described by Audit Wales concerning the Council:

- Positive financial settlement for 2023/24 (£31m uplift). However, future financial pressures remain a risk with a saving target of £25m for 2023/24 and significant saving targets for 2024/25 –2026/27.
- High levels of school reserves which will be reduced in 2023/24 as schools have to find savings of £2.9m and also need to cover this year's pay award–potential risk for 2024/25.
- Net Zero plans are not fully costed and do not identify the funding and resources required to deliver all the identified activity.
- Sustainability of some strategic private sector delivery partners such as those in Leisure.
- Challenges in relation to recruitment and retention in particular sectors such as care and senior posts in education.
- Budget proposals principle is minimal compulsory redundancy – although not ruled out in services areas where the greatest savings are required, potential risk around service delivery.
- Significant historical delays in delivering the new ERP solution Oracle Fusion current system will be unsupported from June 2023.
- Ambitious local and regional economic regeneration plans, however the sustainability of private sector support for this remains a risk in the current economic climate.
- Concerns over the progress being made on some of the largest Swansea Bay City deal projects such as “homes as power stations” of particular significance given the cost of living crisis.
- Recently established Corporate Delivery Committees to support Policy development, however some concerns over duplication with Scrutiny.
- Impact on Transformation Programme of current financial crisis.

- Track record - delivering financial savings, delivering on significant projects such as IT; how is the Council assuring itself that it can prioritise and deliver?
- 11.12 An exercise mapping the Councils corporate risks to those identified by the Audit Wales will be undertaken in the early part of 2023/24 but there appears to be coherence between them. Note that corporate risks in and of themselves are not necessarily governance issues. There can be a distinction between corporate risks, which are mostly dealt with as performance matters, and the process around the management of risks, which is a question for governance.
- 11.13 Swansea's Director of Social Services' Annual Report 2021/22 was presented to full Council in October 2022. The report is an opportunity to show how well Swansea is meeting the new statutory requirements under the Social Services and Well-being (Wales) Act 2014, and how we are applying the five ways of working within the Well-being of Future Generations (Wales) Act 2015. The report has to evaluate the local authority's improvement journey to 2021/22, performance within the six National Quality Standards and contributing the wellbeing outcomes for the citizens of Swansea.
- 11.14 In December 2021, CiW published a National Overview Report of Assurance Checks with Children's and Adult Social Services. This report gives the key finding from the 19 assurance checks carried out across Wales between September 2020 and July 2021, and sets out the future challenges for social services. Future challenges identified within this report can be summarised as:
- Unprecedented increase in demand for social care.
 - Partnership working.
 - Recruitment and retention.
 - Fragility within domiciliary support services.
 - Placement insufficiency within the childcare sector.
 - Advocacy.
 - Support for Carers.
 - Grant funding.
- 11.15 Care Inspectorate Wales (CiW) hold an annual performance review meetings with each local authority social services. Senior management, cabinet members and senior managers are invited to the meeting to share in feedback from recent inspection activity and to discuss progress against the statutory requirements, improvement priorities and against performance measures. Minutes noting the outcome of the meeting are then sent to the Director of Social Services; the most recent meeting notes are dated 16th December 2021.
- 11.16 CIW informed the Director that this meeting marked the end of the 'testing and reviewing' phase of their revised approach. There will be further engagement, in due course, as they move into our consultation phase. Their aim is that a revised approach to performance review of statutory social services (including any revisions to our published code of practice) will be fully implemented for

April 2023. The Chief Inspectors recent report set out the context and national themes, CiW have identified to date: [221020-annual-Report-2021-22-EN.pdf \(careinspectorate.wales\)](https://careinspectorate.wales.gov.uk/221020-annual-Report-2021-22-EN.pdf)

- Unprecedented increase in demand for care and support has created significant pressure on services.
 - Partnership working and a whole system approach has never been more critical if we are to ensure people receive the care and support they require.
 - Recruitment and retention of social care workers remains far from sufficient.
 - There is fragility within domiciliary support services.
- 11.17 The meeting covered four areas: People, Wellbeing. Prevention and Partnerships. Generally positive examples shared in all areas, and some observations for follow up: Key challenges are captured in service improvement plans and ongoing work is being done to align this with the refreshed corporate recovery plan.
- 11.18 The meeting identified that Swansea Social Services challenges are captured in service improvement plans and ongoing work is being done to align this with the refreshed corporate plan. The Directors report this year will reflect more on general issues and not so much on impact of COVID. Swansea has a targeted recruitment strategy for addressing gaps and looking longer term. The amount of legal resource required has been a particular area of challenge (DoLS). Prevention and early help are significantly dependent on grant funding and if they were removed it would pose a significant risk to the provision of preventative work. Partnerships RPB agenda focused on 'big system change', which can make the work harder to measure progress.
- 11.19 CiW's new approach to assurance and review places the voice of the citizen at the centre, and inspectors gather intelligence on performance from a range of sources ahead of the annual review meeting. Regular meetings are held with Heads of Service, and monthly performance reports are made available. Review work for the year ahead includes: child protection (rapid review), public law outline (joint thematic review), Community Mental health national, alongside Council specific reviews. The latest Annual Meeting with CiW was held on 31st January 2023, with notes yet to be made available.
- 11.20 CiW has also recently published two national reports: 'Let me flourish' -a national review of early help, care and support and transition for disabled children in Wales (Nov.2021). The report sets out several actions for local authorities including:
- Obtaining and hearing the voice of each disabled children
 - Working with parent-carers
 - Taking a rights-based approach
- 11.21 More recently published, a national review of the use of Deprivation of Liberty Safeguards (DoLS) in Wales 2021-22 (Feb.2023). The report notes that Swansea continues to report the highest number of DoLS applications in Wales, but numbers have fallen in 2021-22 when compared to previous years.

- 11.22 The Welsh Government are working on the regulations and guidance for the implementation of the new Liberty Protection Safeguards (LPS) set to replace DoLS, following recent consultation, with a date yet to be set.
- 11.23 Estyn conducted an inspection of Local Government Inspection Services in June 2022 and published its findings in September 2022. The inspection report noted many strengths and features of Swansea's education services and that officers work collaboratively and productively with other local authority services and external organisations on many levels. Two case studies were requested, one in relation to strong support for school improvement and quality of support in mainstream schools for pupils at risk of disengagement. Two recommendations were made, one to strengthen Welsh-medium provision across all ages and areas of the local authority, and one to review post-16 provision to ensure that it meets the needs of all learners. Audit Wales led the financial element of the inspection and noted that the authority had prioritised funding for education and worked well with schools through the Schools Budget Forum.
- 11.24 The Local Authority has made effective progress in revising its additional learning needs (ALN) strategy – this was a finding of the Estyn inspection, where 'How well does the local authority support schools and providers to implement the ALNET Act 2018' was a local inspection question. Whilst positive progress has been made, it remains too early to fully measure the impact on a wide scale, as the transfer from the SEN system to ALN system continues in a phased approach.
- 11.25 A wholesale review of specialist provision for learners with ALN has begun, however further work is required to conclude this review and implement changes.
- 11.26 Inspection outcomes had been strong in both primary and secondary schools prior to the pandemic. School inspections resumed in 2022 and the use of outcome judgements are no longer in place. Between April 2022 and 1 March 2023, 16 schools were inspected, with 11 of those reports published. Of the 11 reports published, nine schools have no follow-up, one school is in an Estyn Review category, and one school is in a Special Measures category. Schools that are in an Estyn category receive support from the School Improvement Team. Five schools have been invited to submit case studies of effective practice.
- 11.27 There has been a third tier restructure of the Education Senior Leadership Team, which followed the previous second tier review that resulted in a structure of three Head of Service posts.
- 11.28 The Council continues to take appropriate steps to ensure that the new regional partnership with two other local authorities, Partneriaeth, results in an offer that better suits the needs of schools in Swansea; this is still developing.

- 11.29 School reserves continue to be high, although are decreasing. A delivery plan to realise the aims of the 10-year Welsh in Education Strategic Plan has been agreed by Welsh Government, however the needs of learners and local requirements will need to be kept under review.

CORE EVIDENCE

12. Council & Cabinet

- 12.1 The following provide assurance based on reports covering 2022/23. In some instances reports from 2021/22 are reflected in the Annual Governance Statement as the reports for 2022/23 are not yet available.
- 12.2 Council adopted a revised Corporate Plan 2017/22 *Delivering a Successful and Sustainable Swansea* on 25 October 2018. The Corporate Plan for 2017/22 was refreshed and approved at Cabinet on 19th March 2019 and was refreshed again and approved by Cabinet on 19th March 2020. The five year Corporate Plan was rolled forward into 2021/22 and was refreshed and rolled forward for a further year into 2022/23 until after the local government elections. A new 5-year Corporate Plan has been produced for the 2023/28 period, which was adopted at Council on 30th March 2023. The Corporate Plan sets out the Council's values and principles underpinning the delivery of its six well-being objectives and sets out how the Council will monitor progress through quarterly and annual performance monitoring reports and the Annual Review of Performance, which is the Council's annual self-assessment and well-being report.
- 12.3 Performance on delivery of the Council's well-being objectives is monitored quarterly by Cabinet. The reports contain outturn compliance with performance indicators and an overview of performance for each Objective provided by Directors/Heads of Service. The End of Year Performance Monitoring Report for 2021/22 was presented to Cabinet on 21st July 2022. The report showed that 20 out of 40 (50%) of comparable indicators showed improvement or stayed the same compared to the previous year. Continued disruption from COVID-19 meant that performance targets were not set during 2021/22 and any comparisons to previous performance were appropriately contextualized.
- 12.4 The Annual Review of Performance 2021/22 was approved at Council on 2nd March 2023. The Annual Review of Performance 2021/22 meets the statutory requirements to publish an annual self-assessment report and annual well-being report under Part 6 of the Local Government & Elections Act (Wales) 2021 and Well-being of Future Generations (Wales) Act 2015 respectively. The report showed the results of each performance measure for the 6 Objectives set out in the Corporate Plan 2017/22. The results showed that the Council is effectively delivering its functions; that there is a strong application and effective use of resources, although more mixed around workforce planning and performance management, and; a strong application and

effectiveness of governance, although more mixed around vision, strategy and performance.

- 12.4.1 The Service Improvement and Finance Scrutiny Performance Panel and the Governance & Audit Committee met to discuss the Annual Review of Performance 2021/22 on 8th November 2022 and 14th December 2022 respectively. The Governance & Audit Committee proposed the following, which have been implemented or, where relevant, will be implemented in the 2022/23 Review:
- Consider the methods and methodologies for 2022/23 in parts 1, 2 and 3. This will be addressed in the 2022/23 assessment.
 - Linking the performance and risk assessments for 2022/23. This will be addressed in the 2022/23 assessment.
 - Recognizing improvements that would need to be articulated within the report around stronger analysis. This has been acknowledged within the Review and will be addressed as an ongoing area for improvement starting in 2022/23.
 - Correlation between parts 1, 2 and 3, ensuring they are all in harmony prior to the report being presented to Council and if they are not in harmony, outlining the reasons why. The different parts of the assessment are congruent and there is some cross-over between them, although with differing emphasis.
 - Ensuring the report is proof read prior to being presented to Council. This has been completed.
 - Improving the links between consultation engagement / stakeholder reference. This will be addressed in the 2022/23 assessment.
- 12.5 The Annual Complaints Report 2021/22 was presented to the Service Improvement and Finance Scrutiny Performance Panel Committee on the 14th March 2023. In addition, the Ombudsman's annual report was presented to Cabinet in September 2022. The Annual Complaints Report reflects the continued emphasis on prompt resolution of complaints and includes compliments about services. Some Ombudsman complaints can carry across different financial years. 76 Ombudsman complaints were closed in 2021-22, ten of which received intervention including: six early resolution / voluntary settlement and four which were upheld. There were 73 Ombudsman complaints in 2020-21, nine of which received early intervention including: five early resolution / voluntary settlement and four which were upheld. There were no s16 Public Interest reports during the year.
- 12.6 The Governance & Audit Committee Annual Report 2021/22 was presented to Council on 1st September 2022 and outlined the assurance the Committee had gained over control, risk management and governance from various sources over the course of 2021/22. In particular, the report highlighted the work that had been undertaken throughout the year in line with the Committee's terms of reference.
- 12.7 The Annual Equality Review 2021/22 was reported to Cabinet on 17th November 2022, which highlighted progress against the Council's Equality

Objectives. The report highlighted work linked to the core principles i.e. co-production, engagement and embedding of children's rights.

- 12.8 The Council has continued to be make improvements on implementing the Welsh Language Standards during the year despite the pandemic, with the priority being on Service Delivery Standards as they are greatest in number and are the most visible to the public. Service delivery Standards have been maintained and there was a significant increase in Welsh language calls due to TTP and Swansea Council managing the pan-Wales, Welsh Vaccine Certification Service (WVCS) telephone service. Work continues to develop a new system for the public to complain to the Council, including around compliance with the Welsh Language Standards. The Welsh Language Standards have strengthened the provision of bilingual services in Health and Social Care, and across the Council as a whole. As part of the 'More than Just Words' active offer the Council has extended the offer to social care staff to learn Welsh through work. There have been over 2,156,156 total page views on Staffnet in 2021-2022; 19,003 of these were related to Welsh. The Microsoft Teams virtual 'Cwtsh- Ysgrifennu yn Cymraeg' was available throughout the year for Officers to use virtually. Six Welsh Language complaints were received directly to the Council during the reporting period April 2021 – March 2022. The report concludes that Welsh Language Standards and the promotion of the Welsh language continues to be a priority for Swansea Council through providing additional Welsh lessons and through activities such as 'Cwtsh- Ysgrifennu yn Cymraeg' virtual space and the promotion of Welsh Language Rights Day. The new Standards Officer is now in post to liaise with the Welsh Language Commissioner. Implementation of the Welsh Language Standards on a day-to-day basis is run corporately through the Standards Officer via Heads of Service. Impact on the Welsh Language is now fully embedded in the Councils Integrated Impact Assessment (IIA).
- 12.9 There were a number of key reports presented to Cabinet/Council during 2022/23 including reports relating to Net Zero 2030, UK Prosperity Fund, Digital Strategy, regeneration and capital works amongst others.
- 12.10 The second phase of the Achieving Better Together Programme concluded in May 2022. In November the Cabinet approved a report on the council's transformation strategy and goals and agreed to the development of a new corporate transformation plan. The development and implementation of that plan, which is scheduled for approval by Cabinet in April 2023, will be overseen by a Transformation Delivery Board, chaired by the Cabinet Member for Service Transformation and reporting to Cabinet / CMT three times a year. A formal report on progress against the Corporate Transformation Plan will be presented to Cabinet in April of each year.
- 13. Committees**
- 13.1 The Council's Scrutiny function is carried out by a **Scrutiny Programme Committee**, which delivers an agreed programme of work through Committee

meetings and through **Scrutiny Panels and Working Groups** established by the Committee. Through this range of activity, scrutiny councillors make sure the work of the Council is accountable and transparent, effective and efficient, and help the Council to achieve its objectives and drive improvement, by questioning and providing challenge to decision-makers on issues of concern. This covers a wide range of policy, service and performance issues. The Committee is a group of 13 cross-party councillors who organise and manage what Scrutiny will look at each year, and develop a single work programme showing the various topics of focus and activities that will be carried out. The Committee has questioned Cabinet Members on specific portfolio responsibilities and is the statutory Committee for Scrutiny of Swansea Public Services Board and Crime & Disorder Scrutiny. It also co-ordinates pre-decision scrutiny enabling consideration of specific Cabinet reports and views being brought to the attention of Cabinet ahead of decision-making.

- 13.2 Over the last year the work of Scrutiny has included an in-depth scrutiny inquiry examining the issue of Anti-Social Behaviour, with the key question: How can the Council ensure that it is working with its partners to appropriately and effectively tackle Anti-Social Behaviour in Swansea? In order to ensure ongoing monitoring and challenge to key service areas there have been regular meetings of Scrutiny Performance Panels, looking at Education, Adult Services, Child & Family Services, Development & Regeneration, and Climate Change & Nature, as well as one looking at overall Service Improvement & Finance focusing on corporate performance and financial monitoring and budget scrutiny. One-off Scrutiny Working Groups met to consider the following topics: Road Safety and Co-production, and others are planned including a look at Customer Contact. There has also been collaborative scrutiny with other Local Authorities for topics / issues of shared interest or concern, and models of regional working. Scrutiny activity has continued to be flexible and responsive to organisational pressures following the COVID-19 pandemic, which has affected the delivery of some planned activities. There are also clear processes in place for members of the public to raise issues for scrutiny, or ask questions and contribute views on matters being discussed. A number of public requests were considered over the past year.
- 13.3 Views and recommendations from scrutiny activities are communicated either by reports to Cabinet or letters sent directly to individual Cabinet Members, with responses provided as requested and followed up. The practice of writing 'chair's letters' is well-established way of communicating quickly with Cabinet Members, and letter and responses are monitored to ensure scrutiny is getting a timely response.
- 13.4 The **Scrutiny Annual Report 2021/22** was presented to Council on 1st September 2022. The report reflected on the final year of the 2017-2022 Council term and work carried out, showed how Scrutiny had made a difference and supported continuous improvement for the Scrutiny function. .
- 13.5 Although Scrutiny and Audit have distinctive roles, there are common aims in terms of good governance, improvement in performance and culture, and

financial management, and so a regular conversation is held which helps to ensure we are working together effectively. The Chair of the Scrutiny Programme Committee addressed the Governance & Audit Committee on this in October 2022 and the Committee also heard from the Chair of the Governance & Audit Committee, at the Scrutiny Programme Committee in March 2023. This has made sure there is good awareness of each other's work, avoiding duplication and gaps in work programmes, and the ability to refer issues between Committees.

- 13.6 The **Standards Committee** met on 8 occasions during 2022/23 and the **Standards Committee Annual Report 2021/22** was presented to Council on 7 July 2022. The Committee is chaired by an independent person and is responsible for monitoring the ethical standards of the authority and maintaining the highest standards of conduct by elected councillors. The Committee has been updated as to their new duties under the Local Government and Elections (Wales) Act 2021 and has been consulted on both the statutory guidance in relation to the new duty and their new terms of reference. During 2022-2023 the Committee met with the Leader and all political group leaders to discuss with them how they intend to discharge their new duties to ensure the highest ethical standards within their group. Further informal discussions between the Group Leaders, Chair and Vice Chair of the Standards Committee are planned for 2023-2024.
- 13.7 The **Governance & Audit Committee** met on 11 occasions during 2022/23 and followed a structured work-plan, which covered all areas of the Committee's responsibilities with the aim of obtaining assurance over the areas included in its terms of reference. The Committee includes five lay members, one of which is also the Chair of the Committee. The Committee receive all Audit Wales reports once reported to Scrutiny Programme Committee. The Committee may decide to track or prioritise specific proposals or recommendations in addition to the oversight provided by Scrutiny. This arrangement provides additional assurance that the Council responds and puts in place action plans to address any recommendations. The Committee also receives quarterly updates on the overall status of risk within the Council to give assurance that the risk management process is being followed.
- 13.8 The Local Pension Board was established in 2015/16, in compliance with the Public Service Pensions Act 2013. The role of the Board is to assist the Council (and Pension Fund Committee) as Scheme Manager and Administering Authority to secure compliance with LGPS regulations and other legislation relating to the scheme. Terms of Reference for the Board were established and appropriate Board members were appointed. The Board successfully convened meetings on 4 occasions during 2022/23.
- 13.9 The **Pension Fund Committee** establishes and keeps under review policies to be applied by the Council in exercising its obligations duties and discretions as an administering Authority under the Local Government Pension Scheme (LGPS) Regulations. The Committee is Chaired by a Councillor and

membership consists of six elected Members, including the Chair, and two co-opted members. The Committee met on 4 occasions during 2022/23, and dealt with all issues relating to investment matters, governance and administration of the Pension Fund. The Chair of the Pension Fund Committee also represents the Council on the Joint Governance Committee (JGC) of the Wales Pension Partnership, a collaborative working arrangement between the 8 local government pension funds in Wales.

- 13.10 The **Democratic Services Committee** reviews the adequacy of provision by the authority of staff, accommodation and other resources to discharge Democratic Services functions. The Committee is chaired by a Councillor and, along with the Chair, membership consists of thirteen Councillors. The Committee met twice during 2022/23 and considered the Timing of Council Meetings survey, reviewed the Councillor Training & Induction Programme 2022, Democratic Services Annual Report 21/22, Councillors Annual Reports and the Draft Independent Remuneration Panel for Wales (IRPW Annual Report 2023/24).
- 13.11 The purpose of the **Corporate Delivery Committees (CDCs)** is to drive the development of policy for consideration and adoption by Cabinet and or Council as appropriate. CDCs are aligned to the Council's function of developing policy and are linked to the corporate objectives. Both CDCs and Scrutiny are open to all non-executive Councillors, in developing policy then reviewing its effectiveness.
- 13.12 The CDCs are chaired by a Councillor and, along with the Chair, membership consists of twelve elected Members. There were five Committees meeting in 2022/23: listed here with examples of both completed work and that in progress:
- **Climate Change** – Nature Recovery Plan, Waste Strategy, Renewable Energy, Sustainable Food Policy and Sustainable Products
 - **Economy & Infrastructure** – Residents Rewards App, Tawe Riverside Corridor Strategy & Levelling Up, Local Economic Delivery Plan, Swansea Bay Strategy and Draft Economic Development Strategy Framework.
 - **Education & Skills** – Strengthening School Leaders, Attendance & Inclusion, Strengthened and Effective School Governance.
 - **Organisational Transformation** – Transformation, Reward & Recognition of staff, Agile Working, Recruitment & Selection, Co-production and Illumination Policy.
 - **Safeguarding People & Tackling Poverty** – Swansea Council Volunteering Strategy / Policy, Corporate Debt Policy, Local Area Co-ordination Best Practice Policy / Guide and Social Services Workforce Programme.

Annual Governance Statement 2022/23

Significant Governance Issues

The following table identifies issues that had been identified in 2021/22 during the review of effectiveness, together with the proposed actions to be taken during 2022/23 to address the issues.

Significant Governance Issue linked to Framework	Action to be taken 2021/22	Update	Status	Action to be taken 2022/23
Lack of workforce capacity, capability and resilience and relying on staff goodwill.	<ul style="list-style-type: none"> Workforce Strategy approved. Action Plan to be adopted in each service area and the groups to be established to lead and monitor actions. End August 2022. 	<ul style="list-style-type: none"> The Workforce Strategy was approved by Cabinet in October 2022. Workforce delivery groups were established to lead and monitor actions, but these will now report through to the Workforce and OD Transformation Programme Board 	<ul style="list-style-type: none"> In progress 	<ul style="list-style-type: none"> Workforce delivery groups lead and monitor actions and report through to the Workforce and OD Transformation Programme Board. Implement the control measures to mitigate the Corporate risk on workforce recruitment and retention. Help cater for effective demand management through robust service planning.
Performance Reviews, i.e. appraisals system / induction training not fit for purpose.	<ul style="list-style-type: none"> Continue to develop a new appraisal solution to be delivered digitally through the new Oracle Cloud 	<ul style="list-style-type: none"> The 'Goals and Performance' module in Oracle Fusion is ready to launch in April 2023 upon go-live of the full system. 	<ul style="list-style-type: none"> Arrangements in place from April 2023 	<ul style="list-style-type: none"> Launch 'Goals and Performance' module in Oracle Fusion in April 2023 upon go-live of the full system.

Annual Governance Statement 2022/23

	<p>solution in October 2022.</p> <ul style="list-style-type: none"> • Develop Corporate Induction training for delivery in 2022. 	<ul style="list-style-type: none"> • The 'Learn' module in Oracle Fusion is ready to launch in April 2023 upon go-live of the full system and will include a revised mandatory training offer for induction purposes. 		<ul style="list-style-type: none"> • Launch 'Learn' module in Oracle Fusion in April 2023 upon go-live of the full system; include a revised mandatory training offer for induction purposes. • Review mandatory training requirements to release frontline staff from some of the mandatory training; for example, Display Screen Equipment for staff that do not use a computer.
ICT Disaster recovery.	<ul style="list-style-type: none"> • Resolve through the move to cloud services, particularly Oracle Cloud in October 2022. • National performance issues with WCCIS being addressed nationally through a review of continued viability and a local / regional options appraisal being undertaken in 	<ul style="list-style-type: none"> • Oracle Cloud going live April 2023. Strategy for cloud and new data centre agreed and in implementation. • National performance issues with the Welsh Community Care System (WCCIS) now stabilised. Options appraisal and subsequent action plan completed by Health. • Migration of corporate system to Azure started. 	<ul style="list-style-type: none"> • In progress 	<ul style="list-style-type: none"> • Oracle Cloud going live April 2023. • Complete migration of corporate system to Azure.

Annual Governance Statement 2022/23

	partnership with Health.	<ul style="list-style-type: none"> • Training on Disaster Recovery response held with 3rd party, Digital Services and Emergency Planning. 		
Procurement – Governance around Contracts.	<ul style="list-style-type: none"> • Internal Audit to undertake a review in 2022 on the operation of contracts within CPR and the UK PCR. • Review how advice and support can be given and whether capacity can be increased to assist Schools to consider the full implications from decisions from entering into contract with third parties. • Review the process from sign-off to Contract issued to ensure any risk is removed. • Review Governance arrangements for involvement by 	<ul style="list-style-type: none"> • The Funding and Information Team in the Education directorate have led on a review of the Accounting Instructions for Schools and also the School Procurement Guide. • Training on procurement has been provided to all schools on Teams. • Financial training continues to be provided to school leadership staff, governors and admin officers, which includes a section on contracts. • Training is also offered termly on IR35 (HMRC contracting rules for employees). Similar training has also been provided to EDSLTL. • Following the internal audit review undertaken, a schedule of 	<ul style="list-style-type: none"> • In progress. 	<ul style="list-style-type: none"> • Reinforce and rollout the recommendations outlined in the Chief Auditors Procurement Memo approved on the 25/11/22.

Annual Governance Statement 2022/23

	commercial services.	recommendations was recommended for implementation in memo from the Chief Auditor which was approved by the S 151 Officer and Head of Commercial Services in 25/11/22.		
--	----------------------	--	--	--

Annual Governance Statement 2022/23

We propose over the coming year to take steps to address the above matters to further enhance our governance arrangements. We are satisfied that these steps will address the need for improvements that were identified in our review of effectiveness. **We will review progress during the course of the year at Corporate Management Team / Leadership Team and will monitor their implementation and operation as part of our next six monthly and annual review.**

Signed



Chief Executive

Date

21 March 2024

Signed



Leader

Date

21 March 2024

Glossary of Terms

We appreciate that the Statement of Accounts as presented contains a number of technical terms which may be unfamiliar to the lay reader. Wherever possible we have sought to minimise the use of technical terms but in some instances this has not been possible. The following section attempts to explain the meaning of some of those technical terms that are used in the Statements.

Accrual

Sums due to the Authority or payable to external organisations in the financial year irrespective of whether the cash has been received or paid.

Actuary

An actuary is a person who works out insurance and pension premiums, taking into account factors such as life expectancy.

Agency Services

Agency services are services provided for us by an outside organisation.

Amortised Cost

Amortised costs are used to spread the financial impact of depreciation or using an equivalent interest rate or the effect of a premium or discount over a number of years on the income and expenditure account.

Associate

An associate is an entity other than a subsidiary or joint venture in which the reporting authority has a participating interest and over whose operating and financial policies the reporting authority is able to exercise significant influence.

Audit

An audit is an independent examination of our activities.

Balance Sheet

This is a statement of our assets and liabilities at the date of the balance sheet.

Budget

A budget is a spending plan, usually for the following financial year.

Capital Adjustment Account

This Account represents timing differences between the amount of the historical cost of fixed assets that has been consumed by depreciation, impairment and disposals, and the amount that has been set aside to finance capital expenditure.

Capital Expenditure

Capital expenditure is spending on fixed assets. These are assets which will be used for several years to provide services such as buildings, equipment and vehicles.

Glossary of Terms

Capital Receipts

Capital receipts are proceeds from the sale of fixed assets such as land or buildings.

Cash Equivalents

Cash Equivalents refer to short-term, highly liquid investments that are readily convertible to known amounts of cash and which are subject to an insignificant risk of changes in value.

Cash flow Statement

This is a statement that summarises the movement in cash during the year.

Consolidated Balance Sheet

This balance sheet combines the assets, liabilities and other balances of all our departments, at our year end date.

Corporate and Democratic Costs

The corporate and democratic core comprises all activities which local authorities engage in specifically because they are elected, multi-purpose authorities. The costs of these activities are thus over and above those which would be incurred by a series of independent, single-purpose, nominated bodies managing the same services. There is therefore no logical basis for apportioning these costs to services.

Credit Risk

This is the risk of loss due to a debtors inability to make interest or principal repayments on a loan/investment.

Creditor

A creditor is someone we owed money to at the date of the balance sheet for work done, goods received or services rendered.

Current Assets

These are short-term assets which are available for us to use in the following accounting year.

Current Liabilities

These are short-term liabilities which are due for payment by us in the following accounting year.

Debtor

A debtor is someone who owed money to us at the date of the balance sheet.

Depreciation

Depreciation is the theoretical loss in value of assets, which we record, in our annual accounts.

Glossary of Terms

Earmarked Reserves

These are reserves we have set aside for a specific purpose.

Financial Year

This is the accounting period. For local authorities it starts on 1st April and finishes on 31st March in the following year.

Finance Leases

When we use finance leases, we take on most of the risks (and rewards) of owning the assets.

Fixed Asset

These are long-term assets we use (usually for more than one year).

Gilt Edged Stocks

These are investments in government or local authority stocks. They are regarded as risk-free.

Government Grants

Assistance by government and inter-government agencies and similar bodies, whether local, national or international, in form of cash or transfers of assets to an Authority in return for past or future compliance with certain conditions relating to the activities of the Authority.

Housing Revenue Account

This account contains all our housing income and spending.

Investments

A long-term investment is an investment that is intended to be held for use on a continuing basis in the activities of the Authority. Investments should be so classified only where an intention to hold the investment for the long term can clearly be demonstrated or where there are restrictions as to the investor's ability to dispose of the investment.

Joint Venture

A joint venture is an entity in which the reporting authority has an interest on a long-term basis and is jointly controlled by the reporting authority and one or more other entities under a contractual or other binding arrangement.

Leasing

This is a method of financing capital expenditure by paying the owner to use property or equipment for a number of years.

Glossary of Terms

Liability

A liability is an amount payable at some time in the future.

Liquidity Risk

This is the risk that investments cannot be readily turned into cash or realised because there is no ready market for the instrument or there are restrictive clauses in the agreement.

Minimum Revenue Provision (MRP)

This is the amount we have to set aside to repay loans.

Non-Domestic Rates (NDR)

The NDR, or Business Rate, is the charge occupiers of business premises pay to finance part of local authority spending. The NDR is set by Government and is a percentage of the rateable values. The percentage is the same throughout Wales. The total collected is split between individual authorities in proportion to their adult populations.

Net Realisable Value

The selling price of the asset, reduced by the relevant cost of selling it.

Non Distributable Costs

These are costs that relate to past activity costs, such as the cost of redundant assets or information technology, or past service pension that cannot be allocated to services.

Operating leases

These are leases where risks (and rewards) of ownership of the asset remain with the owner.

Precepts

This is the amount we pay to a non-billing authority (for example a community council) so that it can cover its expenses (after allowing for its income).

Provision

A provision is an amount we set aside in our accounts for expected liabilities which we cannot measure accurately.

Public Works Loan Board (PWLB)

This is a Government agency which provides longer-term loans to local authorities. It charges interest rates only slightly higher than those at which Government itself can borrow.

Related party transactions

These are the transfer of assets or liabilities or the performance of services by, to or for a related party no matter whether a charge is made.

Glossary of Terms

Reserves

These are sums set aside to meet future expenditure. They may be earmarked to fund specific expenditure or be held as general reserves to fund non specific future expenditure.

Revaluation Reserve

This reserve represents the difference between the revalued amount of fixed assets in the Balance Sheet and their depreciated historical cost.

Revenue

Income arising as a result of an Authority's normal operating activities.

Revenue account

This is an account which records our day-to-day spending and income on items such as salaries and wages, running costs of services and the financing of capital expenditure.

Scheduled organisation

An organisation whose employees have an automatic right to be members of a pension fund.

Service recipient

A party that has contracted with an Authority to obtain goods or services that are an output of the Authority's normal operating activities in exchange for consideration.

Securities

These are investments such as stocks, share and bonds.

Stocks

Stocks are raw materials we purchased for day to day use. The value of those items we had not used at the date of the balance sheet is shown in current assets in the balance sheet.

Subsidiary

An entity is a subsidiary of the reporting authority if:

- the authority is able to exercise control over the operating and financial policies of the entity, and
- the authority is able to gain benefits from the entity or is exposed to the risk of potential losses arising from this control.

Temporary Borrowing or Investment

This is money we borrowed or invested for an initial period of less than one year.

Transfer value

This is the value of payments made between funds when contributors leave service with one employer and decide to take the value of their pension contributions to their new employer's fund.

Glossary of Terms

Trust Funds

Trust funds hold an individual's or organisation's money on their behalf. Trustees administer the money for the owners.

Unit Trusts

These are investment companies which accept money from many different investors. The money is pooled and used to buy investments.

Venture Capital Units

These are investments we have made in businesses where there is a higher risk but where rewards are also likely to be higher, if the businesses are successful.

Work in Progress

Work in progress is the value of work done on an unfinished project at the date of the balance sheet and which has not yet been recharged to the appropriate revenue account.