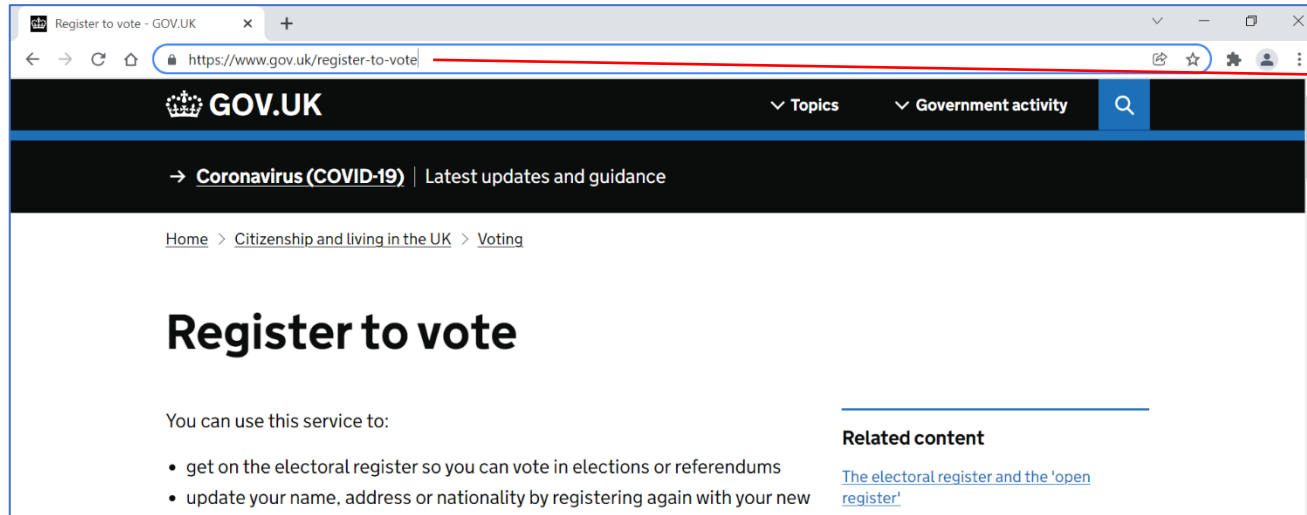


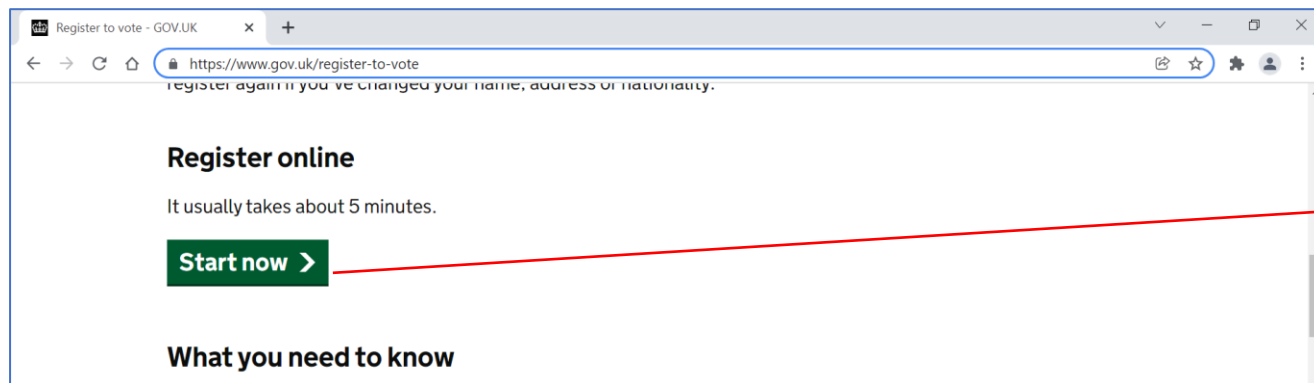
分步指南：线上登记为选民



步骤 1

请访问：

www.gov.uk/register-to-vote



步骤 2

向下滚动然后点击

'Start now'

Where do you live? - Register to vote

registerstovote.service.gov.uk/register-to-vote/country-of-residence

GOV.UK Register to vote

Where do you live?

England

Scotland

Wales

Northern Ireland

or

British citizen living in another country
including the Channel Islands or Isle of Man

Continue

步骤 3

- 选择 'Wales'
- 然后点击 'Continue'

What is your nationality? - Register to vote

registerstovote.service.gov.uk/register-to-vote/nationality

< Back

What is your nationality?

Select all options that are relevant to you.

British
including English, Scottish, Welsh or from Northern Ireland

Irish
including from Northern Ireland

Citizen of a different country

[▶ Help with nationality](#)

Continue

步骤 4

- 选择您的国籍
- 如果您持有多个国籍，请选择所有相关选项
- 然后点击 'Continue'

What is your nationality? - Register to vote

registertovote.service.gov.uk/register-to-vote/nationality

Select all options that are relevant to you.

British
including English, Scottish, Welsh or from Northern Ireland

Irish
including from Northern Ireland

Citizen of a different country

Country name

Add additional country

[Help with nationality](#)

Continue

请注意：

- 如果您在步骤4选择了“不同国家的公民”，请在出现的框格内输入国家名称
- 如果您持有多个国籍，您可以加入更多国家名称，请点击‘**Add additional country**’
- 然后点击‘**Continue**’

What is your date of birth? - Reg x +

registertovote.service.gov.uk/register-to-vote/date-of-birth

GOV.UK Register to vote

< Back

What is your date of birth?

For example: 31 3 1970

Day Month Year

[▶ Help with date of birth](#)

[Is there anything wrong with this page?](#)

步骤 5

- 请提供您的出生日期
- 然后点击'**Continue**'

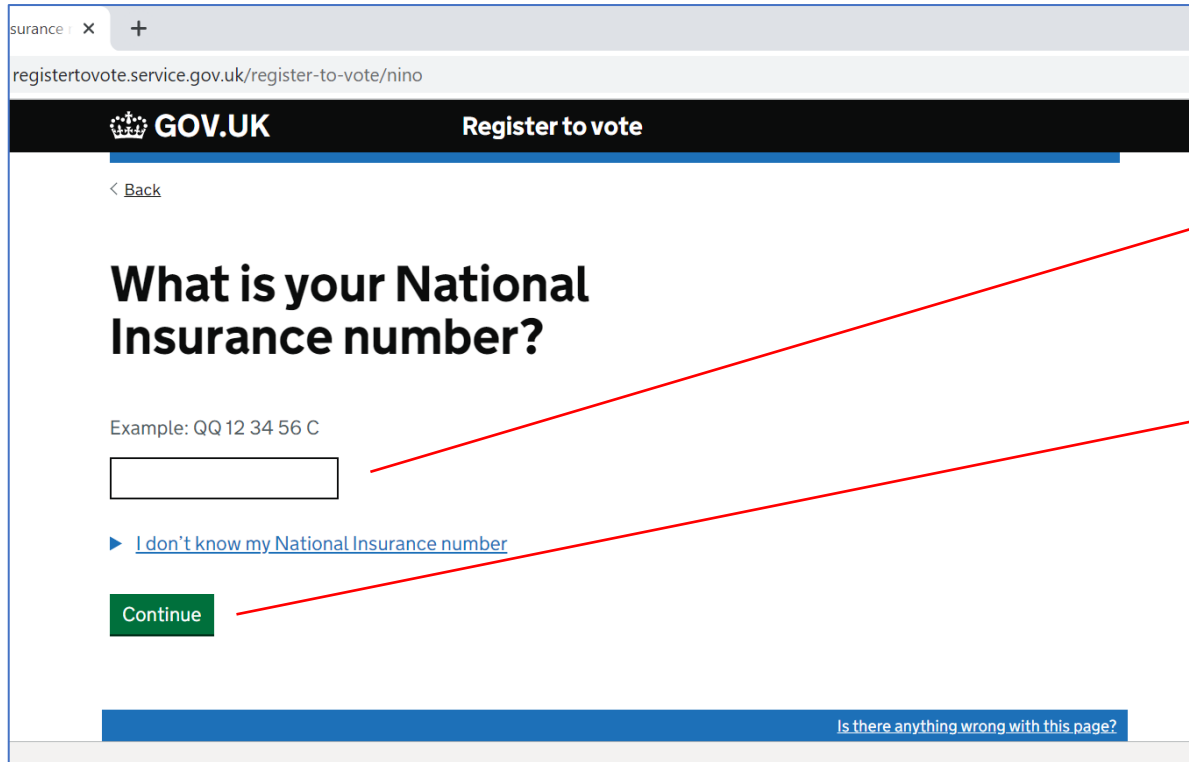
The screenshot shows a web browser window with the URL `registertovote.service.gov.uk/register-to-vote/name`. The page title is "What is your full name?". Below the title, there is a instruction: "Enter your name in full, as it appears on official documents - don't use initials." The form consists of three input fields: "First name", "Middle names (optional)", and "Last name". Below these fields is a section titled "Have you ever changed your name?" with the subtext "For example: marriage, deed poll". There are three radio button options: "No, I haven't changed my name", "Yes, I changed my name", and "Prefer not to say". At the bottom of the form is a green "Continue" button. Red lines are drawn on the page: a vertical line on the right side of the name input fields, a vertical line on the right side of the name change options, and a horizontal line connecting the two vertical lines. A red line also points from the "Continue" button to the right-hand text box.

步骤 6

- 请在第一个框格内输入您的名字
- 如果您有中间名（middle names），请在第二个框格内输入。否则，请把第二个框格留空
- 请在第三个框格内输入您的姓氏

- 如果您从未更改名字，请点击 **'No, I haven't changed my name'**
- 如果您曾改名，那么 **'Yes, I changed my name'** – 将出现更多框格让您填写之前的名字。
- 如果您不希望说明您是否曾经改名，请点击 **'Prefer not to say'**

- 然后点击 **'Continue'**



The screenshot shows a web browser window with the URL `registertovote.service.gov.uk/register-to-vote/nino`. The page header includes the GOV.UK logo and the text 'Register to vote'. A navigation link '< Back' is visible. The main heading is 'What is your National Insurance number?'. Below this, an example 'Example: QQ 12 34 56 C' is provided. A text input field is present, with a red line pointing to it from the instruction box. Below the input field is a blue link: '▶ I don't know my National Insurance number'. A green 'Continue' button is located below the link, with a red line pointing to it from the instruction box. At the bottom of the page, there is a blue link: 'Is there anything wrong with this page?'.

步骤 7

- 请提供您的国民保险号（NI） - 您可以在薪资单或官方的税务、退休金或福利等信函上找到您的国民保险号
- 然后点击 **'Continue'**
- **请注意：**如果您没有国民保险号，或者您不知道您的国民保险号，请在继续下一步之前先前往本指南的第17页。

ress? - Register x +

registertovote.service.gov.uk/register-to-vote/address

GOV.UK Register to vote

< Back

What is your address?

Enter the postcode where you live and where you would like to register to vote.

Postcode

Find address

[I don't know what postcode to use](#)

步骤 8

- 请提供您的邮区编号
- 然后点击 '**Find Address**'

your address? - Register x +

registertovote.service.gov.uk/register-to-vote/address/select

GOV.UK Register to vote

< Back

What is your address?

Postcode

 [Change](#)

Address

[I can't find my address on the list](#)

Continue

Is there anything wrong with this page?

步骤 9

- 请从出现的列表中找到您的地址
- 然后点击 '**Continue**'

请注意：如果您在列表中找不到您的地址，请确保您输入的邮区编号正确。

如果您输入的邮区编号正确，却仍然找不到您的地址，那么请点击 '**I can't find my address on the list**'，以便自行输入地址

The screenshot shows a web browser window with the URL `registertovote.service.gov.uk/register-to-vote/other-address`. The page header includes the GOV.UK logo and the text 'Register to vote'. Below the header, there is a '< Back' link. The main heading is 'Do you also live at a second address?'. There are three radio button options: 'No', 'Yes, I spend time living at two homes', and 'Yes, I'm a student with home and term-time addresses'. A green 'Continue' button is located at the bottom left. A red line is drawn on the page, starting from the right side of the 'Yes, I'm a student...' option and extending to the right, pointing towards the explanatory text in the adjacent box.

步骤 10

- 如果您只居住在步骤9所提供的地址，请点击 **'No'**
- 如果您也住在另一个地址，请点击 **'Yes, I spend time living at two homes'**
- 如果您是一名学生，分别有住家和学期地址，请点击 **'Yes, I'm a student with a home and term-time address'**
- 然后点击 **'Continue'**

请注意：如果您希望在两个不同地址都登记为选民，那么您可以为每一个地址分别提呈申请

permanently moved ou. x +

registertovote.service.gov.uk/register-to-vote/previous-address

GOV.UK Register to vote

< Back

Have you permanently moved out of another address in the last 12 months?

We'll remove your details from the register at your previous address. So only give an address if you've moved out permanently.

No

Yes, from a UK address

Yes, from abroad

Continue

步骤 11

- 如果您在过去**12**个月以来没有搬到另一个地址，请点击‘**No**’ – 前往本指南的**步骤 12**
- 如果您已经永久性的迁出了另一个英国地址，并希望把您的信息从该地址删除，请点击‘**Yes, from a UK address**’
- 如果您已经永久性的迁出了另一个在英国境外的地址，请点击‘**Yes, from abroad**’
- 然后点击 ‘**Continue**’

your previous address: × +

registertovote.service.gov.uk/register-to-vote/previous-address/postcode

GOV.UK Register to vote

< Back

What was your previous address?

Postcode

Find address

请注意：

- 如果您在步骤11选择了‘Yes, from a UK address’ 请提供您以永久迁出的地址的邮区编号，以按照步骤9的方式在列表中寻找您的地址。

registertovote.service.gov.uk/register-to-vote/previous-address

Have you permanently moved out of another address in the last 12 months?

We'll remove your details from the register at your previous address. So only give an address if you've moved out permanently.

No

Yes, from a UK address

Yes, from abroad

Were you registered as a UK voter when you were abroad?

Yes No

Continue

请注意：

- 如果您在步骤11选择了‘Yes, from abroad’，并且在海外时登记了在英国投票，请选择‘Yes’ 然后点击‘Continue’ 以提供您在海外登记投票时所使用的地址。
- 如果您在步骤11选择了‘Yes, from abroad’，而您在海外时并未登记在英国投票，请选择‘No’ 然后点击‘Continue’

t to opt out of the 'o' x +

registertovote.service.gov.uk/register-to-vote/open-register

< Back

Do you want to opt out of the 'open register'?

The electoral register lists the name and address of everyone who's registered to vote.

There are 2 versions of the electoral register - the full version and the 'open register' ('edited register' in Northern Ireland).

You can opt out of the open register. This is the version of the register that's available to anyone who wants to buy a copy.

Opting out will not affect your right to vote.

I do not want my name and address to appear in the open register

[About the 2 versions of the electoral register](#)

Continue

步骤 12

现在您需要选择是否愿意在“选民公开名册”中公布您的信息。

选民登记名册中列出每一位已登记为选民人士之姓名与地址。

选民登记名册分为两个版本：

- ‘完整版’
- ‘选民公开名册’ - 此版本的名册可公开让任何人购买一份拷贝

选择不在于选民公开名册中公布您的信息并不影响您的投票权

- 如果您不希望让您的姓名地址出现在选民公开名册中，请勾选‘**I do not want my name and address to appear in the open register**’ - 旁的方格
- 如果您愿意让您的姓名地址出现在选民公开名册中，则无须勾选 -
- 然后点击‘**Continue**’

nt to apply for a postal × +

registertovote.service.gov.uk/register-to-vote/postal-vote

< Back

Do you want to apply for a postal vote?

No, I prefer to vote in person
 No, I already have a postal vote
 Yes, send me a postal vote application form

▶ [What is a postal vote?](#)

Continue

No, I already have a postal vote
 Yes, send me a postal vote application form

You'll need to sign and return the postal vote application form. How should we send you the form?

Email it to me
 Post it to me

▶ [What is a postal vote?](#)

Continue

步骤 13

现在您需要选择是否要申请邮寄投票

如果您希望透过邮寄的方式投票，您将收到一份邮寄到您的地址或电邮信箱的选票。

任何人都可以申请透过邮寄方式投票。您不必提供任何理由。

如果您不确定是否要透过邮寄方式投票，您可以先完成登记，较后再申请邮寄投票

- 如果您希望亲自投票，请点击‘**No, I prefer to vote in person**’
- 如果您已经申请邮寄投票，请点击‘**No, I already have a postal vote**’ – 请注意：如果您已经搬家，那么您将需要重新申请邮寄投票
- 如果您希望申请邮寄投票，请点击 ‘**Yes, send me a postal vote application form**’ 然后选择您希望透过电邮（点击 ‘**Email it to me**’）或邮寄（点击‘**Post it to me**’）的方式接收选票。
- 然后点击 ‘**Continue**’

questions about your | X +

registerstovote.service.gov.uk/register-to-vote/contact

If we have questions about your registration can we contact you by phone?

Your phone number will only be kept by the Electoral Registration Office of your local council and you will be contacted only if they need further information about your registration. It will not be used for marketing or any other purposes.

Contact me by phone

Phone number
For non-UK telephone numbers include the country code, for example +34 for Spain.

If we have questions about your registration can we contact you by email?

Your email address will only be used to send confirmation and if further information is needed about your registration. It will only be kept by the Electoral Registration Office of your local council and will not be used for marketing or any other purposes.

Contact me by email

Email address

▶ [Examples of why you may be contacted](#)

! If we can't contact you easily, your application may be delayed and may be rejected if we can't contact you at all.

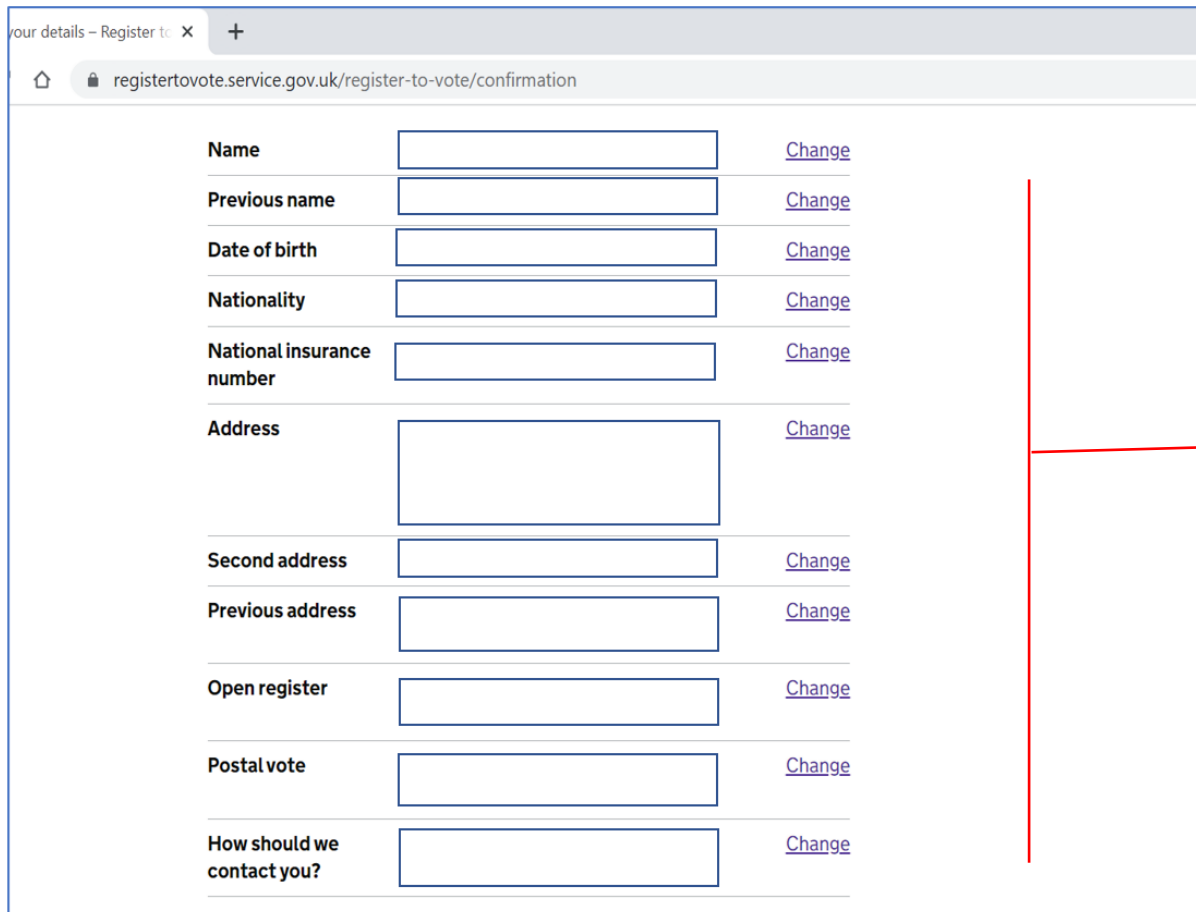
[Continue](#)

步骤 14

您现在可以提供您的联络电话号码及电邮地址。

您的电话号码和电邮地址只会被储存于您当地议会（若您登记在斯旺西投票，则为斯旺西议会）的选举登记事务署，只有在他们需要关于您的登记的进一步信息并且给您发送确认电邮的情况下，他们才会联络您。您的电话号码和电邮地址将不会被用作市场营销或任何其他目的。

- 如果您愿意让斯旺西议会的选举登记事务署若对您的登记有任何疑问时透过电话与您联系，请在‘**Contact me by phone**’下方的框格内填写您的电话号码
- 如果您希望接收电子确认邮件，并且愿意让斯旺西议会的选举登记事务署若对您的登记有任何疑问时透过电话与您联系，请在‘**Contact me by email**’下方的框格内填写您的电邮地址
- 然后点击‘**Continue**’



your details - Register to vote x +

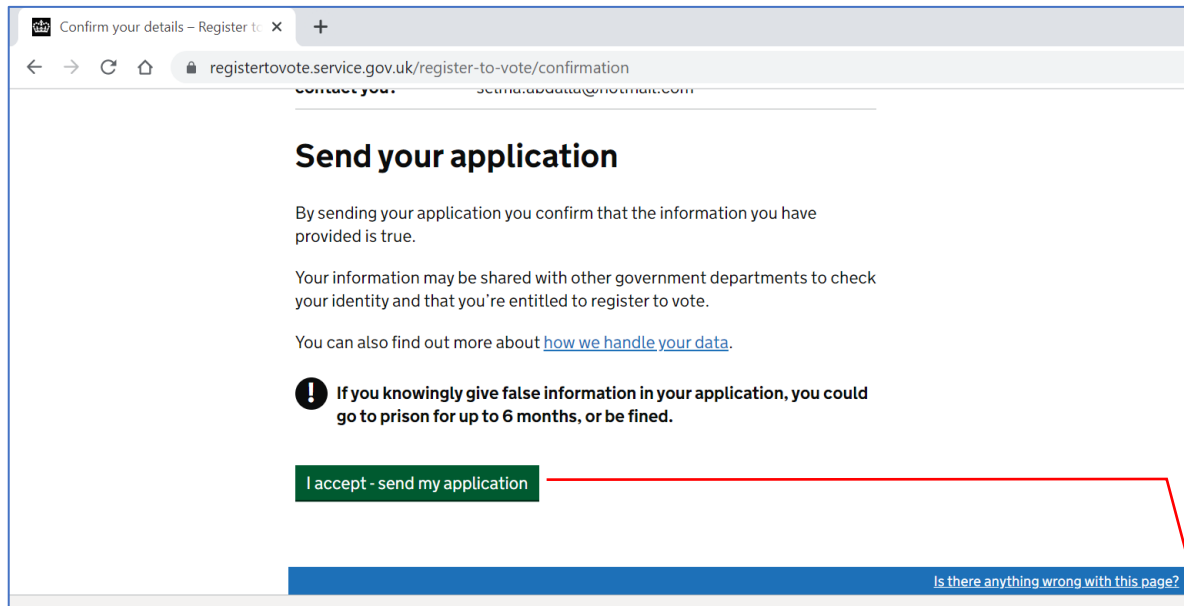
registertovote.service.gov.uk/register-to-vote/confirmation

Name	<input type="text"/>	Change
Previous name	<input type="text"/>	Change
Date of birth	<input type="text"/>	Change
Nationality	<input type="text"/>	Change
National insurance number	<input type="text"/>	Change
Address	<input type="text"/>	Change
Second address	<input type="text"/>	Change
Previous address	<input type="text"/>	Change
Open register	<input type="text"/>	Change
Postal vote	<input type="text"/>	Change
How should we contact you?	<input type="text"/>	Change

步骤 15

您现在可以检查您所输入的所有信息，以确保正确无误。

如果您发现任何需要更改的信息，请点击所要修改的栏目旁的‘**Change**’一旦您确定所有的信息均无误，请点击‘**Continue**’



步骤 16

您现在可以提呈您的申请了。

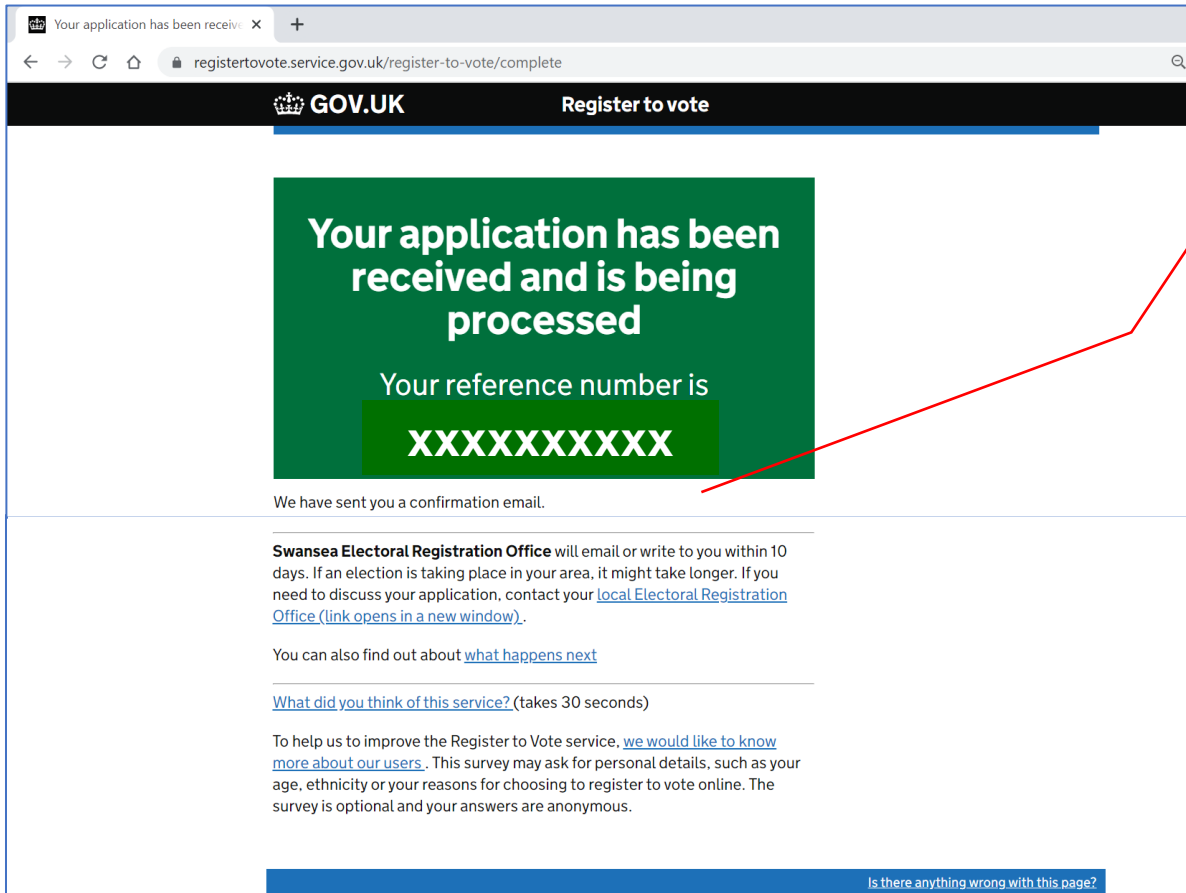
透过发送申请，您确认您所提供的信息均是真实的。

您的信息将与其他政府部门共享，以检查您的身份并确认您是否有资格登记为选民。

有关您的数据将被处理的方式，如果您希望获知更多信息，请点击链接‘**how we handle your data**’

❗ 如果您在知情的情况下在申请时提供虚假资料，您可能被判监禁高达六个月或被罚款。

如果您确定已提供所有正确信息，并接受以上条款，请点击‘**I accept – send my application**’ 发送申请。



The screenshot shows a web browser window with the URL registertovote.service.gov.uk/register-to-vote/complete. The page header includes the GOV.UK logo and the text 'Register to vote'. The main content area features a large green box with the following text: 'Your application has been received and is being processed' and 'Your reference number is XXXXXXXXXXXX'. Below this, it states 'We have sent you a confirmation email.' and provides information about the Swansea Electoral Registration Office, including a link to the local Electoral Registration Office. There is also a survey section titled 'What did you think of this service?' and a footer link 'Is there anything wrong with this page?'.

您现在已经提呈了您的申请，您的参照序号将在屏幕上展示。

如果您已提供电邮地址，您将收到一封确认电子邮件。

如果您并未提供电邮地址，您将在十日内收到一封信。如果选举将在斯旺西举行，则可能须时更长。

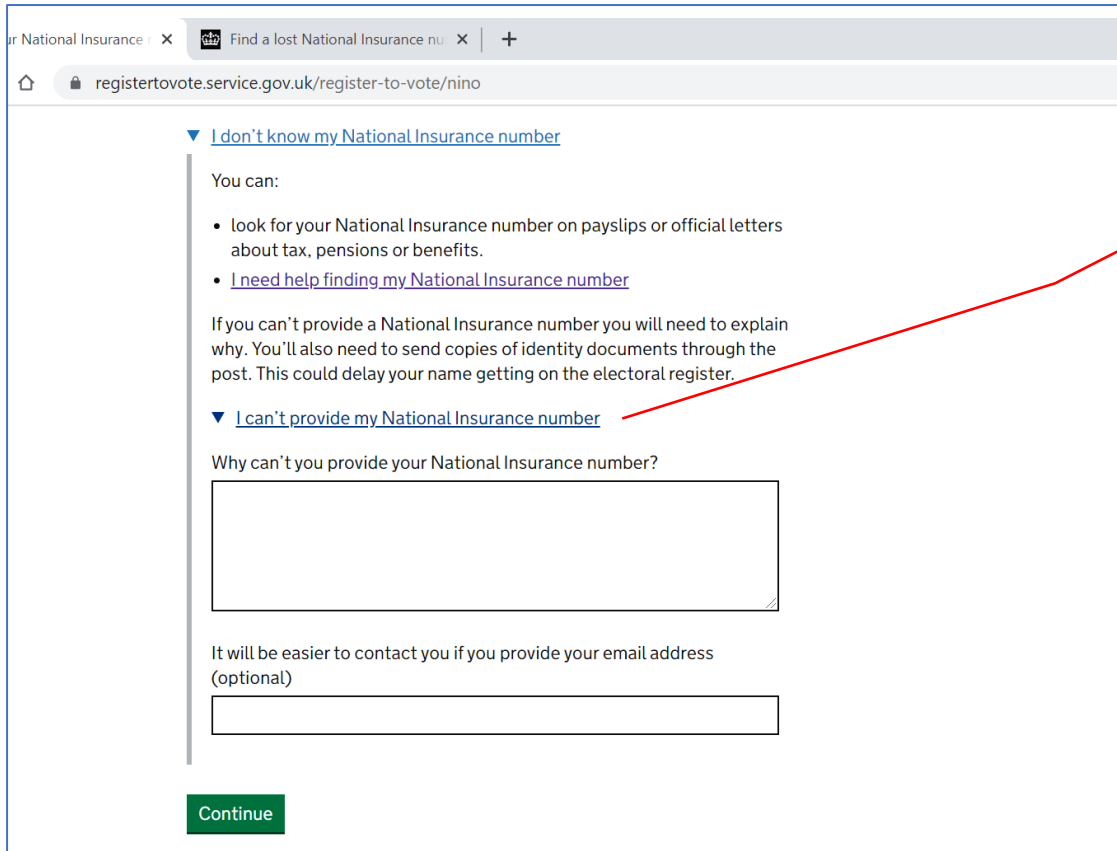
如果您希望联络斯旺西议会的选举登记事务署，请点击链接'**local Electoral Registration Office (link opens in a new window)**'

如果您不知道您的国民保险号，请点击 ‘I don't know my National Insurance number’

The screenshot shows a web browser window with the URL `registertovote.service.gov.uk/register-to-vote/nino`. The page title is "What is your National Insurance number?". Below the title, there is an example: "Example: QQ 12 34 56 C" and an empty input field. A dropdown menu is open, showing the option "I don't know my National Insurance number" which is highlighted in yellow. Below this, the text says "You can:" followed by two bullet points: "look for your National Insurance number on payslips or official letters about tax, pensions or benefits." and "I need help finding my National Insurance number". Below the bullet points, there is a paragraph: "If you can't provide a National Insurance number you will need to explain why. You'll also need to send copies of identity documents through the post. This could delay your name getting on the electoral register." and a link "I can't provide my National Insurance number". At the bottom left, there is a green "Continue" button.

- 如果您知道您有国民保险号，但需要帮助找到号码，请点击 ‘I need help finding my National Insurance number’
- 这将打开新的分页，说明您可以获得您的国民保险号的方式

The screenshot shows the GOV.UK website page titled "Find a lost National Insurance number". The page has a dark header with the GOV.UK logo and navigation links for "Topics" and "Government activity". Below the header, there is a navigation bar with "Coronavirus (COVID-19) | Latest updates and guidance". The main content area has a breadcrumb trail: "Home > Money and tax > National Insurance". The title "Find a lost National Insurance number" is prominently displayed. Below the title, there is a paragraph: "If you do not know your National Insurance number, the quickest and easiest way to find it is:" followed by two bullet points: "online through your personal tax account" and "on a document you already have, for example a payslip or P60". To the right, there is a "Related content" section with two links: "Apply for a National Insurance number" and "National Insurance". At the bottom, there is a note: "HM Revenue and Customs (HMRC) will not tell you your National Insurance number over the phone. If you call them, it can take up to 15 minutes."



Find a lost National Insurance nu

registertovote.service.gov.uk/register-to-vote/nino

▼ [I don't know my National Insurance number](#)

You can:

- look for your National Insurance number on payslips or official letters about tax, pensions or benefits.
- [I need help finding my National Insurance number](#)

If you can't provide a National Insurance number you will need to explain why. You'll also need to send copies of identity documents through the post. This could delay your name getting on the electoral register.

▼ [I can't provide my National Insurance number](#)

Why can't you provide your National Insurance number?

It will be easier to contact you if you provide your email address (optional)

[Continue](#)

- 如果您因为任何理由而无法提供国民保险号，请点击‘**I can't provide my National Insurance number**’
- 请在显示的框格内填写您无法提供国民保险号的原因，例如：‘*I don't have a National Insurance number, but I can provide copies of my identity documents through the post*’: ‘我没有国民保险号，但我可以透过邮寄方式提供我的身份证明文件’
- 如果您有电邮地址，请在框格内提供。虽然这并非必须，但这有助于让我们更容易与您联系